



CHART-TOPPER!

"One of the best film tie-ins to appear" Commodore User "... professional and atmospheric" **GAMES MACHINE**

STUNNING GRAPHICS!




Screen shots taken from various computer formats



PREDATOR

8
COLLECTION



LOADING

CPC 464 — Type RUN" and then press ENTER key.

CPC 664/6128 — Type |TAPE then press ENTER key. Then type RUN" and press ENTER key.

JOYSTICK AND KEYBOARD CONTROL NOTES

You control Major Schaefer using a combination of joystick with keyboard, or keyboard only controls.

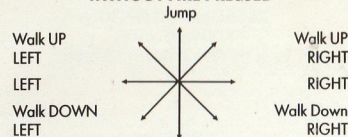
Start Game

When you select this option, the game will begin.

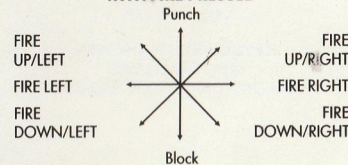
Pressing the FIRE BUTTON on a selected joystick has the same effect.

JOYSTICK CONTROLS

MOVEMENTS ACHIEVED WITHOUT FIRE PRESSED



MOVEMENTS ACHIEVED WITH FIRE PRESSED



KEYBOARD FUNCTION KEYS

May be used in conjunction with keyboard or joystick controls.

Throw GRENADE (Short throw)
(SPACE BAR)

Throw GRENADE (Long throw)
(SHIFT)

Pick up/drop ITEM
(RETURN) or (ENTER)

KEYBOARD CONTROL KEYS

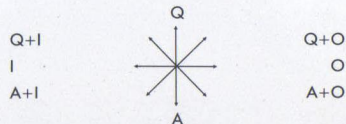
You may select one of two layouts when the game begins. These are shown below. Refer to the Joystick Controls for details of the movements available.

(Note: Two letters separated by a + symbol indicates that these keys must be pressed simultaneously).

KEYBOARD (1) OPTION:

KEYBOARD KEY(S)

TO ACHIEVE MOVEMENT REQUIRED

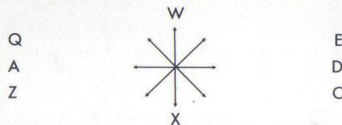


FIRE - (P) KEY

KEYBOARD (2) OPTION:

KEYBOARD KEY(S)

TO ACHIEVE MOVEMENT REQUIRED



FIRE - (S) KEY

When you select START GAME, the helicopter will hover, giving your team mates enough time to slide down a rope and dash into the jungle. Soon you'll appear, as Major Alan Schaefer, dressed in combat gear and ready for action.

From here on, it's up to you.

Take each step with great caution, remembering you're in uncharted jungle, where anything can happen. And it will! At the top of the screen, a display shows the number of lives you have remaining, with an energy level beneath. When the display shows no lives and no energy ... it's over for you!

The weapon you currently have is shown in the centre at the top of the screen, together with its ammunition level.

You may drop this weapon and pick up another if you find one on your mission. Several different arms may be found, together with spare ammunition. Choose and use your weaponry with great caution.

You'll find more of your team as you progress further into the jungle - nearly all horribly mutilated. Remember, survival is the name of the game, so look at any weapons you may find of theirs and decide if you'll need to swap for your current one.

Activision (UK) Limited
Copyright 1987 Twentieth Century Fox Film Corporation.

All Rights Reserved. Trademarks owned by Twentieth Century Film Corporation, and used by Activision (UK) Limited under authorization.

The Hit Squad,
P.O. Box 350,
Manchester M60 2LX.