






THE STORY



AMSTRAD/SCHEINER
464/064/0128

AMSTRAD/SCHEINER
464/064/0128

Jackie & Wide



Dr Jackie has finally perfected the transforming potion, but he cannot reverse its disastrous results. Unless he can find the antidote hidden in Dr Piqued's secret underground laboratory, he'll remain as Mr Wide forever...

JOYSTICK OR KEYBOARD
Program by Steven Curtis

PUBLISHED BY MASTERTRONIC
"The Best of British"



Made in Great Britain

RECORDED ON
BASF
TAPE
BA0177



At last after years of research Dr Jackie has finally acquired the formula for the transforming potion. Without knowing how long the transformation process will last or even if it is possible to reverse the effects, he mixes the elements together and watches, transfixed, as the liquid bubbles and foams in the glass. This is the moment he has been waiting for. Locking and bolting the doors to his laboratory, Dr Jackie raises the glass and swallows the potion...

The transformation is a success, the potion actually works, but if Dr Jackie could possibly have known beforehand that he would assume the personality and characteristics of Mr Wide he would never have taken it. Mr Wide is a completely evil man, the exact opposite in every respect of Dr Jackie - the transformation process must be reversed, but how?

In his eagerness to experiment with the potion Dr Jackie neglected to prepare an antidote, but there is one person who might just be able to help him. Dr Piqued his sworn enemy and rival created the formula, so he may have an antidote. The problem is finding it. Dr Piqued's secret laboratory lies below ground, hidden in a maze of sewers below Hyde Park. The antidote must be kept there, but getting to it is no easy matter.

GAMEPLAY

The game is comprised of 2 sections, above ground in Hyde Park and below ground in the old converted sewers Dr Piqued uses as a hideout and secret laboratory.

Part 1 - The Park

Your progress through the park depends on how good you are at solving the various puzzles which crop up along the way. You must solve these in order to progress and to help you there are a few hints scattered around. Just to give you an idea of what you're likely to come up against, one task you will be set is to gain entrance to the quarry. To do this you need to go into one of the underground labyrinths, to do this you need to cut a path to it, and to cut a path you need... got the picture?

Most of the objects you will come across do have a use and you are able to Take, Drop and List these.

Part 2 - In the Underground Labyrinth

There are nine sewers for you to get lost in before you reach the hideout containing the all important antidote - and as if that wasn't bad enough the sewers abound with all sorts of nasty creatures who don't take too

The program code, graphic representation and artwork are the copyright of Mastertronic and may not be reproduced, stored, hired or broadcast in any form whatsoever without the written permission of Mastertronic. All rights reserved.
© Mastertronic Limited 1987 Design: Words & Pictures Ltd., London

Bulldog Software is a Mastertronic Company

THE GAME

kindly to strangers nosing around. They will do their level best to prevent you from reaching the antidote – so keep a look out. If you do happen to come into contact with any of them your energy level will decrease. A word of warning, try not to let it get too low!

Should you decide you want to leave a particular labyrinth, you will find yourself back in the park and you will not be able to re-enter that particular labyrinth.

HINTS

1. Beware the rising flood water, the intelligent spike, the green bottle and the room full of time increase gas.
2. You can decrease your rate of energy decrease, if you know how!
3. You can also regain energy. (Fire a certain object at the intelligent spike).

CONTROLS

Keyboard or Joystick Option

Use the joystick to move in any of the 8 directions and FIRE to enter the labyrinth or;

- Q – Up
- A – Down
- O – Left
- P – Right

Use SPACE to enter the underground and to FIRE.

To collect the various objects you come across, press 'T' to take an object, 'D' to drop the object, and 'L' to list the objects you are already carrying.

In the Labyrinth

Use the joystick to move left, right, jump straight up or to jump left and right. Press FIRE to throw a certain object and pull back the joystick to go UP or DOWN a level, but you must be standing over a staircase in order to do this.

The keyboard keys have the same function below ground as above, but use Q to jump up and A to go through a doorway.

In order to successfully shoot at all the nasty creatures lurking in the underground labyrinth, you will need to collect the three stones you find in the park.

You can save a game by pressing COPY.

LOADING INSTRUCTIONS

Amstrad 464: Press CNTRL and small ENTER

Amstrad 664/6128: Type 1 TAPE and press RETURN.
Press CNTRL and small ENTER.



OTHER GREAT MASTERTRONIC AMSTRAD GAMES FROM ONLY £1.99 INCLUDE:-

- FINDERS KEEPERS • FORMULA ONE SIMULATOR • ONE MAN & HIS DROID • CAVES OF DOOM •

- INTO OBLIVION • KANE • RADZONE • MOLECULE MAN • STORM • SPEED KING • THE APPRENTICE • BACK TO REALITY • SUPER PIPELINE 2 • XCEL • HOLLYWOOD OR BUST • KENTILLA • FLY SPY • KOBAYASHI NARU • CURSE OF SHERWOOD • HYPERBOWL • RASTERSCAN • CHRONOS • SPELLBOUND • LAST V8 • KNIGHT-TYME • GOLDEN TALISMAN • CONQUEST • 5 A SIDE • HOLE IN ONE • ZUB • 1801 • SPORT OF KINGS • THE FEAR – STORM II • AMAUROTE • TERMINUS • STRIKE • FLASH GORDON • BALLCRAZY • VIDEO POKER • NINJA • FEUD • COLONY • INVASION • JACKLE & WIDE • GALLETTRON

Don't miss your favourite music on cassette with recording stars like Ben E. King and Bob Marley. They're a must from only £1.99.

- Heat of Soul Vol I • Heat of Soul Vol II • Heat of Fifties • Heat of Sixties • Heat of Rock and Roll • Heat of Reggae • Heat of the Country Vol I • Heat of the Night

and look out for your favourite films now, on Mastervision video! Over 40 great titles from only £6.99.