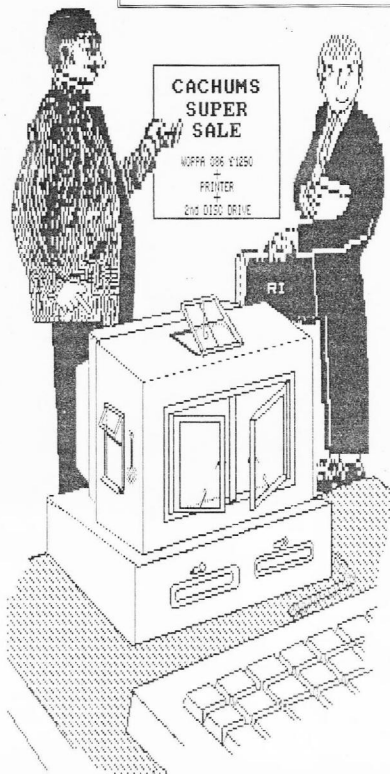


# WACI

THE UK'S ONLY SERIOUS CPC MAGAZINE  
AND PREMIER CPC CLUB

ISSUE 89  
MAY

£1.50  
1995



---And of course, our bargain package  
comes complete with WINDOWS-----"

## CONTENTS

- 3 THANK AND STUFF ..... *The news from me.*  
4 COMPETITION SPOT .... *Will you win?*  
5 FAIR COMMENT ..... *The letters you write.*  
13 THE MARKET STALL ..... *Goodies everywhere.*  
13 ABBA ..... *By Paul Collins.*  
16 FAMILY HISTORY ..... *Ron and Frank dissect.*  
20 CATS AND BOXES ..... *Trevor is back.*  
22 GREAT WACCI SERIES ... *John Keneally time.*  
23 STORY TIME ..... *With Angela Cook.*  
24 CURSOR KEYS ..... *John Hudson examines.*  
26 EXPORTING EXPERIENCE . *Bob Moffatt rabbits on.*  
29 PEDAL POWER ..... *Steve Coops shows up.*  
31 WHO'S WHO ..... *The gang are all here.*  
32 THE BACK PAGE ..... *What's on it this month.*

### THE BENEFITS OF WACCI MEMBERSHIP

- \* The best magazine for serious CPC users.
- \* An INDEX of the above from issue 1 - 81.
- \* Telephone HELPLINE (indispensable).
- \* Bargain buys/wanted lists from the MARKET STALL.
- \* Discount off goods from advertisers.
- \* List of PD discs, tapes, library books, services.
- \* Above all the advice, assistance and friendship from other WACCI members.

BENEFIT list by Ernie Ruddick, December 1994

### COPYRIGHT: WACCI 1994

Material may not be reproduced either in whole or in part without the prior consent of the copyright holders. WACCI club members may freely reproduce material for their own use. No payment can be made for any material selected for publication.

### PRODUCTION METHOD

WACCI is typeset, produced, edited and laid out using, Protext, Promerge, Prospell, MicroDesign Plus on the CPC 6128 and printed using an Epson Stylus 800 InkJet Printer.

WACCI is printed and collated by: ProntsPrint!  
134 Foregate Street, Chester CH1 1HB 01244 313222

WACCI is distributed by the Derryhouse family in their spare time. (When not on holiday!)

WACCI: The club for Amstrad CPC computer owners.

FRONT COVER: Ron Izett.

## THE TELEPHONE HELP-LINE

BOB MOFFATT, 01994 453509, Pendine, Carmarthen.  
Masterfile III, Mastercalc, Qualitas & Protext.

STEWART PEPPATT, 01245 353903, Chelmsford, Basic M/Code, DMP2000, VDE, Scrivener & general problems

PETER CAMPBELL, 0141 554 4735, Glasgow, OCP Art Studio, Vidi, Basic, MicroDesign & Art Programs, ProPrint, CPC plus m/cs and VideoMaster.

FRANK FROST, 01983 882197, Isle of Wight  
4pm to 10pm, VDE, CP/M and Protext.

IAN NEILL, 01926 337708, 6pm to 10pm, Warwickshire  
Eprom blowing, Hardware, Electronics and more.

MARK STEWART, 01773 822599, Belper, 8pm to 10pm,  
PAW Adventure Creator, Basic and general help.

LAURENCE SAUNDERS, (Work) 0161 480 4900  
Maplins & technical help. Now at Stockport.

NIGEL WELLS, 01784 250763, Ashford, Tape to disc  
problems, Basic programming and a general natter.

MIKE LYONS, 01942 59942, Wigan, Basic, Stop Press  
Dk. trionics Speech Synth, Rodos and general help.

STUART GASCOIGNE, 0272 831361, Bristol, Basic,  
Machine code, PD Discs 19 to 36.

JOHN HUDSON, 01484 423252, Huddersfield. MOII,  
CP/M, Wordstar/Newword, dBASE, CP/M PD, CPC-PCW-PC

JOHN BOWLEY, 01733 260616, Peterborough.  
Help and advice about the Book/PD Libraries.

CLIVE JACKSON, Cobol, Basic, Bankman, Sorting,  
File Handling and Applications programming.  
37 Essex Road, Stamford, Lincs, PE9 1LG

NIGEL CALLCUTT, 01664 68738, Melton Mowbray.  
Technical advice, hardware and CPC repairs.  
Tues & Wed: 7pm-11pm - Thurs to Mon: 9pm-11pm

RICHARD AVERY, Tasword 464, GPaint, Another World.  
35 Marlborough View, Cove, Farnborough, GU14 9YA

PHILIP DIRICHLEAU, 01522 511608, Lincoln.  
Powerpage 128, Gpaint, Tasword, Disc'o'Magic,  
PD Utilities, Basic programming, the Star LC10  
and Epson LX printers. Philip will natter away for  
hours with anyone who wants - 6pm 'til midnight.

*This help-line is provided on a voluntary basis by  
club members to assist other members. Please call  
between 7pm and 9pm (unless stated otherwise.)*

# WACCI

Edited by: Paul Dwerryhouse  
Owned by: The Club Members

Conceived and Founded  
By: Jeff Walker  
In: October 1986

Developed and Expanded  
By: Steve Williams  
And: Clive Bellaby

Membership: 387

Telephone: 01244 534942

Copy Date: 16th MAY 1995



*Hello, good evening and welcome to the May edition of WACCI. This is the ninth edition of WACCI that I have edited and the fastest I have ever produced. Why I can hear you ask - well I've been away on holiday, yep enjoying myself with the family. I had to ensure that your monthly fix of WACCI wasn't late so hence the record output of the magazine. I have leaned heavily on the output of my accomplice (Ron Isatt) over the last couple months in order to do this. By the way Ron, I've loads more work for you! I'll be in touch. Now on with the news.*

## ROUTEPLANNER

You will remember the review last month (April) by Ian Parker. Well an error crept in but it wasn't the fault of the Bogorian. The real telephone number of Sentinel Software is:

0181 876 7032

Richard Wilday, the boss at Sentinel, is offering WACCI members ZAP'T'BALLS on disc at the all inclusive price of £5.00, so why not dip in.

## PD DISC INFO

Master John tells me that there has been problems with PD Disc 47, Utilities Disc One. If you have a problem then send your disc back to John (address on page 4) and you can have a free update.

## WHERE WERE WE ALL

One or two of you may have been having problems getting hold of one or two of us this last month. Let me explain for those that have suffered a delay or two.

Doug Webb has been on holiday as well as myself. John Bowley and myself both have had phones out of order. John Bowley has also been extremely

busy at work as well as for the club. If we have caused a delay (sorry Fred down there in Southampton) but it is because we do this job in our spare time. When there is no spare time there is no club work done. Fact.

## CONVENTION TIME

The news is excellent this month. Angie has been finalising all the details so it should be down hill all the way now but I know I shouldn't say things like that.

All the tickets are booked. If you haven't got one but want one then don't despair. Let Angie know and we will have a look at expanding into another room if enough tickets are requested. We didn't expect to have a situation like this but I can tell you that all concerned with the Convention are extremely pleased.

A refreshment bar will be open to serve tea, coffee etc but please book lunch, if you require it, with Angie.

My next immediate job is to produce tickets for all those coming. Angie will be sending me the database of members who have requested tickets so I can send them out. Once I've designed them that is. I plan to include them with a June WACCI.

## MORE CONVENTION BITS

Whilst on the Convention, Angie has already had three requests for lifts, so lets see if you can help.

- 1/ Mark Steward, who lives in Belper, Derbyshire, but he can get to Nottingham if you can help him.
- 2/ Isobel SWADE who lives in Warrington, Cheshire.
- 3/ Mark Johnson, Corringham, Essex is the last on this list.

If you can help then please let Angie know and she will put those that can help in touch with those need lifts. Please help if you can.

## NEARLY THERE...

The last mention this month must go to Master John Bowley. You will already have noticed that the WACCI Supplement number three is included with the May edition. I choose the pink covers, so don't blame John for them.

You will also notice that the PD library has been altered and that too is John's work.

He has been very, very busy on the club's behalf and a special thanks goes from me to him. Taevers John.

As with everything we are doing at the club right now, the errors only come to light when a few hundred copies have been printed. The new Supplement is no exception. Please note the deletion on page 31!

And finally, my thanks go to Frank Weatherway for proof reading articles. That's all, see you next month .... Paul

# COMPETITION

## WITH JOHN BOWLEY

# SPOT

*Well I've finally put up the security light. I don't know what she was moaning about 2 years is not a long time to wait is it? The moped saga continues - we now know three people out of four who took it from our garden and after the Police came around to see us to fill in loads of paper work they then said there's nothing we can do because we can't identify the person who entered our garden and actually took the moped in the first place. Life can be so unfair.*

### EDITION 3

I've finished doing the supplement. Boy! I'm glad that's out of the way.

### PRIZES

By now you all should have received your prizes and if you haven't then please get in contact with me. <<Ok>>

### TELEPHONE

If you've tried to telephone me over the last few weeks and could not get through, try again because BT tells me that my line has now been repaired.

### RESENTS

There's none this month as I'm doing this compo in early April.

### SPONSOR

If you would like to set a compo or would like to give a prize then please either write or call me. <<Thanks>>

### 3.5 DISCS

I'm getting more and more entries asking for their Homegrown and PD software prizes on 3.5 discs. This is a great help to us so if you got a 3.5 drive, have your prizes on 3.5 discs instead of the hard to get 3" discs.

The PD Librarians can also supply you with 3.5 discs. Just ask. <<Ok>>

MY ADDRESS: 97 Turrington,  
Bretton,  
Peterborough. PE3 9XT.

If you need any help with the Book Library, PD Library then contact me on: Tele no. 01733 260616.

Please phone between 5pm - 8pm. You

can phone me any time at the weekends.

### CAR BOOT

Carol awoke me from my deep slumber to say "Let's go to a car boot", I thought after reading my monthly fix of Waczi as to what bargains that members seem to get when they go to a car boot I said "OK", I wanted to get an MP3, but after looking around for an hour I didn't see a bloomin' thing that I wanted. Such is life. <<Sob sob>>

### PHONE CALLS

After speaking to members on the telephone Carol said "I don't get any calls from anyone interesting like Tom Selleck", so Tom if you're a member please give Carol a call.

### MAY'S COMPETITION

The prize on offer this month is Routeplanner. You've read all about this brill program in April's issue by Ian Parker, now it's your chance to win it. If you don't want this prize you can choose any 3 PD or Homegrown discs that you would like. <<Ok>>

### YOUR ENTRY

Needs to be with me by the end of May please and don't forget to include your choice of 3 discs either on 3" or 3.5 discs. Its up to you.

### EXTRA BONUS

Brian Watson has kindly offered to include six months free subscription to BEIT for this month's lucky winner.

This is the second month that Brian has done this. Cheers Brian.

I'll be in touch soon Brian. <<Ok>>

### WHAT YOU'VE TO DO

A nice easy one this month (I think), all you need to do is make a list of words that sound the same but entirely different meanings. I shall now give you two examples:

PLACE and PLAICE  
SEE and SEA

There must be loads of words like this in the dictionary, see how many you can find; it would be interesting don't you think? Have a go. <<Please>>

### PASSING THOUGHT

Bob Houston moaned about a certain blabbermouth (who was that I wonder?) who said "That he had won more times than any one else" (and would you have believed it he came third in February compo). Pauls reply was "Maybe compo John would do a top three winners to reinstate Bobs luck".

This is a good idea Paul and I will do it as soon as I can and then I shall award them another PD disc.

### STORY TIME

Over the last few months you've been reading some of the stories that I received and if you would like to write one please do and send it to me and if possible on disc, either 3" or 3.5" discs will be alright.

### THAT'S ABOUT IT

Phew! That's another compo done. Oh no! I've still got a few lines to fill in.

What can I write? Ermm! I know! I'll write a little poem.

*Oh well, I've babbled on enough  
I think I'll take a rest.  
I'll relax and have a cuppa  
'cos that's what I do best.  
I hope my tales of woe don't send  
you reaching for a tissue.  
So now I'll close and hope you all  
enjoy your May-time issue. (Eyes)*

# Fair Comment



## WHAT A GRIND

Dear Paul, I am one of the masses who availed themselves of WACCI and all it has to offer as a result of your publicity in AA. And I am impressed, to say the least. Let me explain how WACCI has influenced my computing.

For some time I have toyed with the idea of equipping my 6128 with a second (3.5") drive, and as a regular reader of Anstrad Action thought I knew what to do. But a couple of back issues ordered from Frank converted 'thought I knew what to do' into 'absolutely certain I know what to do'. So I picked up a second hand drive from a boot sale (£5), bought a power supply from Tandy (about a tenner), an edge connector from Tandy (reduced to 45p due to the fact that nobody wants them any more) and used a length of an old ST printer cable left over from when my son had one. I bought a switch for the side switch (daylight robbery at £2-50 from the local electrical supplier - Tandy's were out of stock in that department), and the whole lot worked first time. I bolted the (uncased) drive into a video library case (the cheap black plastic sort), fitted the switch and a female power jack onto it, and I haven't looked back. Except for one or two things, that is.

I use my CPC mainly for word processing (I've accumulated a veritable library of unpublished novels etc). I use the disc version of Protext and spend the better part of my lifetime tapping away at my keyboard. I wanted the 3.5 inch drive to save my back-up text files, and it works perfectly doing that, thus releasing a veritable cornucopia of rare 3 inchers for other uses. I also use DOSCOPY to make an MS-DOS copy, both in Protext formation and in ASCII. Again, perfect.

However, I occasionally do other things (games? Dare I say that?) and I've found that most games software that I can save to the "B" discs won't run from that drive. (Neither will Protext, incidentally). Now, I recall

having read about a device called an ABBA switch but can't find any reference to it in the booklet summarising WACCI's from the past. Can you help me with a bit of info?

Next, in his letter to you Gavin Black mentioned twice-failed discs from a firm called TIB, and I thought they might be just the job seeing as I'm on a tight budget and my system of saving texts is disc-hungry (three "B" drive copies). So I phoned TIB up and they sent me an order form and I ordered a hundred.

They came virtually by return of post and as far as I can tell they're perfectly okay. There might be the odd reject, I suppose, but I format most of them to AMSDOS and they quite happily work storing my files. I check that each file has successfully been saved by loading it back into Protext and I've only had a couple of failures in a dozen or more discs. I gave a couple to an acquaintance with an Amiga and he said they worked on that. COPVDOS has coped with them, too. The disc containing the text of this letter is one. (I don't want it back, by the way!)

But there are failures, and I'm sure I've seen details of a bit of software that checks discs for faulty sectors and sorts them out by assigning them to a dummy file, thus leaving the greater part of the disc error-free and ready for use. Would you happen to know what it's called and where I might get hold of a copy?

Thanks in advance for your help. Now I've got my new disc drive I think I'll concentrate on obtaining a ROM board next. Maybe some more back issues...?

Peter Rogerson  
Mansfield Woodhouse

*<<Dear Peter, I'm proper chuffed you have found the club useful and thanks for sharing your success with us all.*

*A video library case holds your 3.5" drive, can anybody beat that?*

*An ABBA switch simply swaps over your A: and B: drives allowing you to,*

*say, run CP/M from drive B: and really make a saving on 3" discs. A hardware project entitled "An ABBA Switch and how to make it" is coming to a WACCI near you soon - page 14 infact!*

*Thanks for sending one of those TIB twice failed discs. I've loaded your letter off it but it made the drive grind a little. Having got your letter safe I tried to format the disc using Utopia. One side when okay, the other failed on a few tracks. I passed the disc through the CP/M program BD04 (Bad Disc v04) to see what resulted. By the way, it's BD04 that checks the disc and stores a dummy file making sure you don't use the dicky blocks again. I've never seen BD04 grind away so much and fail in the end. On to the other side but this time even worse. The drive ground away so much I feared for its wellbeing.*

*I next tried Maxidos. The fast formatter did its job but then it doesn't verify as it goes. Next I used its verify utility and it failed to read either side of the disc. The disc is now in the bin.*

*I'm afraid that after that I would not buy these discs. If you have the time to format and verify each disc then maybe I haven't. I'll stick with duplication overruns/ex-software house discs.*

*I glad you sent the disc down Peter, it will be interesting to see how you get on with BD04 (PD Disc 2) and the remaining 99 discs. I wish you luck with them. -Paul>>*

## SLAP HANDS TIME AGAIN DAVE

Dear Paul, after reading Dave Stitsons article(s) in WACCI 85/87 on fitting a side switch to a Siren ROMDOS 'B' drive I decided to have a go at fitting it to my Siren 3 1/2" 'A' drive (as I don't own a 'B' drive) and discovered that it did not work.

Consequently after re-reading the letter I tried using wire 32 which had not been successful for Dave but works on my 'A' drive.

The only thing I can conclude is that wire 31 should be used when

fitting a side switch to a 'B' drive fitted with ROMDOS and wire 32 for a standard 3 1/2" 'A' drive. Another point I have to make is that in Dave's article he failed to mention which end are the wires numbered from. I found that the ribbon cable is numbered "1" from a wire on only one edge which is coloured red.

Lastly I should also point out that during the experimentation process I discovered that DISC MISSING error messages can occur if the plug between the drive and interface is left slightly loose. Finally, anyone connecting a side switch to their drive should note that even if it is wired correctly you will always get a disc READ FAIL unless the 'B' side of the disc has been formatted, yours sincerely,

Steve Coops  
Manchester

*<<Hello Steve, thanks for the letter amplifying on the Dave Stitson side switch project. I think you will find that the original letter talks of wire 31 but Dave's follow-up letter amends it to wire 32. So I think you two are in agreement really.*

*Slightly loose connections can do far worse things than reporting a disc missing error, I had one that scrambled the directory tracks on the disc rendering it useless. The only way out was to format it again. I did have a backup however.*

*I've never experienced your READ FAIL error but then I always format both sides of a disc. Anybody else experienced this phenomenon? -Paul>>*

#### SERVICE WITH A SMILE

Dear Paul, I have received the first copy of WACCI magazine today, Sat 4th March, having taken advantage of your offer to Amstrad Action readers. Having read nearly all of it, I must save some to read later, I can say that if the next two months are the same then you have a new subscriber.

I would like to, through your pages if I may, offer a small service. First let me say what set up I have. CPC 6128, col monitor, 24 pin printer, 9 pin printer, 3.1/2" drive, ROM30X (unused so far), and cass recorder.

I first used the 3.1/2" drive with RODOS and when I heard about PARADOS I sent for one. I fitted it inside in

place of the AMSDOS rom. Here comes the first service. I have written out instructions on how to do this without damaging the tracks on the PCB (yes I know someone who did, no it was not me), along with a drawing showing what to do. These I can send to anyone if they send a disc along with an envelope stamped for return. Or will print them out if required and send them. There will be no charge for this only return postage.

I have also fitted an ABBA switch and a side switch. Both are wired internally and the switches fitted to the case. These I have also written out instructions for along with the drawings. The same applies disc or printed. Just send return envelope and postage. Until I run out (my source is very good) I will enclose a length of multi core cable long enough to fit both switches.

All PD Libraries are welcome to send for copies.

Why am I doing this? Well in the future I might need help with something and an selfish enough to believe that there are people out there who are willing to give help freely.

If there are any CPC users in Dorset or are close to North Dorset I would enjoy hearing from you.

I have a fair amount of PD programs (mostly serious) and would be willing to copy any of them for the cost of the return postage. Sorry there is no list (I am working on one).

Any spelling mistakes or omissions are mine and are only there because I hate reading what I have written. Yours, hoping for a long relationship

Brian Key  
87 Sweetmans Road  
Shaftesbury  
DORSET SP7 8EH

*<<Dear Brian, I wonder if WACCI will live up to your expectations, this will be your last one of your AA special offer subscription, so I suppose I will know soon. Fingers crossed everyone!*

*With regard to your kind offer to dispatch instructions to all that ask, what more can I say but thank you on behalf of the club. I would be very interested in the Parados instructions for inclusion in the magazine - fancy going into print and submitting them*

*as an article? WACCI would certainly be interested in obtaining all for inclusion in the PD library. I'm sure master John B will send discs down to you for the various instructions.*

*I've printed your full address in case anyone wishes to contact you over any of the points raised in your letter. -Paul>>*

#### TECHY BITS AND BOBS

Dear Paul, please find enclosed two 3.5" HD P(oor) C(omputer) format discs with the files WACC11.WR1 and WACC12.WR1 on them. These are Windows WRITE documents with the diagrams for the projects I have sent you. This I found was the easiest way of doing it as generating .BMP files created about 3 Meg of files. You can cut, paste and re-size to your hearts content.

Also, whilst I'm here, can I put in my two pennyworth on the subject of PARADOS and external ROM boards. Within the letter pages of WACCI I still sense that people think PARADOS should automatically work in slot 7 on a ROM Board with any CPC 6128. This is not the case. PARADOS will work in slot 7 internally (replacing the DISK ROM) every time without question. It will only work in slot 7 on an external ROM Board with a CPC6128 if it is compatible in terms of hardware.

If you have one of the earlier CPC6128s (circa 1985), the internal DISK ROM cannot be disabled. Therefore, putting PARADOS in slot 7 on an external board as well will cause contention between the ROMs and therefore unknown results. In later CPC6128s (circa 1988) and the CPC6128+ machines, Amstrad made note of this oversight and changed the circuit such that an external circuit driving ROMDOS high would disable both internal ROMs. Therefore PARADOS will work fine in an external slot 7.

The ROM 7 disable project that I sent you will allow owners of the earlier CPC6128s to use an external slot 7 by fitting a switch to disable the internal DISK ROM manually. Note that this also has the benefit that you can switch PARADOS off and the internal DISK ROM back on again if your program is not compatible with a large capacity DOS system (ie. some PD programs). Yours CPCingly,

Paul Collins  
Dorset

## FOOD FOR THOUGHT

Dear Paul and Angie, please find enclosed the sample "AUTOROUTE" V1.2 route directions as requested by your good self in WACCI 87. As you will see I have tried to cover all possible means of getting to THE CONVENTION ie the shortest, quickest and most convenient routes. If you require further information or hard copy please get in touch whenever you think necessary. Still on the subject of the convention. Would it not be better to charge a small admission fee now, therefore making the possibility of another convention next year more viable. We may not have a donor next time.

What about a 50/50 Market Stall at the convention. This works to both club and the individual members advantage by selling hard/software at a reasonable price and the Club getting 50% (or whatever price or commission agreed on) of the total goods sold.

Has anyone thought of, or suggested a lapel badge or some other means of recognising WACCI members (no I'm not thinking of a tattoo across the forehead) although... mmm maybe not? I believe someone in the past had an idea of a pattern making program for a knitting machine. Could this be utilised? How would a knitted jumper go down.

I would look into the possibilities of making a badge for each member (temporary type) just for the convention if you could let me know how you feel about this through the Fair Comment pages. I'm sure it would not be too expensive to organise.

I'm sure a competition to design a badge would go down well with members (I'll do anything legal to win a PD disc from John Bowley).

Many thanks to Mike Lyons for all his hard work with Fair Comment. I enjoyed his signing off letter (pleased to see it may not be his last contribution to WACCI) and hope he will be in better health soon.

TIP: For the dreaded rubber band on disc drives. A soft putty rubber as used by artists rubbed on the band and the brass pulley (an ordinary pencil eraser may do just as well) will give new life to both. Regards

Ernie Ruddick  
Cleveland

*<<Thank you for the ideas for the convention Ernie, I have thought of a Market Stall but I'm waiting for the final trade booking to see how much room is left. I love the idea of a competition to design a badge, I have costed the plain round ones with a safety pin on the back they are 10p each so eighty of these would cost £8.00 but I'm open to all ideas, if you could come up with a badge that would be great! -Angie>>*

*<<Hi Ernie, looks like you have been sitting quietly with your thinking hat on. My suggestion is that I buy enough of those plastic rectangular visitor badges and Angie writes, in her best handwriting or utilising her CPC, the name of all coming. Simple but not as much fun as competition.>>*

*I consider time to be our worst enemy in this matter. The quick simple solution suits me. Gosh what a boring old .... I've become.*

*Will the rubber band saga never lie down and die? -Paul>>*

## A LOVE HATE RELATIONSHIP

Dear Angie, got a little problem that I'd like to set before the experts in the WACCI technical department.

I've searched through the index, but I can't find any mention of the gadget I want, namely a "splitter" and/or change over switch so as I can leave both of my printers permanently connected to the computer. The reason for this is that (1) the plug on my current printer is a bloomin' tight fit and buried in a recess to boot, and (2) the other end is inside a home brewed casing which contains the keyboard and all the loose gubbins plugged into the back. I need to use the old DMP2000 occasionally, on account of that's the only machine the DART SCANNER head fits on, and I suspect the software matches it as well. So, if anyone has any ideas, drawings, or information as to where I might purchase a ready made sample I would be highly obliged. (If it's complicated, how about an article on the subject? I'm sure Paul would welcome any contribution you care to make.)

Another little thing I stumbled over by accident, and which everybody probably knows anyway (I've got to fill this letter with something) is a

way of retrieving files you've erased by mistake. I did just that to an important file of which, of course, I had no copy. I had a look at the disc sectors with Utopia's DEDIT hoping for a sign as it were, and I noticed that the line of Hex Nos. leading to the file name in the right hand columns started with 00 for current files, but E5 for erased files. So, greatly daring, I changed the E5 for 00 and, lo and behold, got my file back again. It would seem that if you have UTOPIA you don't need any fancy progos to retrieve your lost files. .BAK files are of course still retrievable and still have the 00 prefix.

Further to my ongoing love/hate relationship with DOSCOPY, I had some more bother reading files from my Welsh "agent", in the first instance because the files were copied on a UNIX system machine which produced a 1.44 megabyte disc. Very indigestible!

After refurbishing with MSDOS my DOSCOPY still rejected them with a "No file" message, so I, in a spirit of "nothing venture, nothing gain" tentatively altered ONE file header as above, and to my amazement got ALL the files on the disc, and transferred them to AMSDOS with no further trouble.

If anyone can explain that to me I should be extremely obliged, as I can see no reason for it happening. My flabber is truly ghastrd.

Lastly, with a great deal of regret, I have to say that I can't get to the Convention after all. The date unfortunately clashes with a previously booked holiday, and on the 24th. September I shall be (I hope) en route for the Channel Isles. I was looking forward to putting faces to names at long last, but I guess it will have to wait till next year.

Ron Izett  
Kent

*<<Dear Ron, what a great shame we will not be having the pleasure of your company at the Convention. We will definitely have to have one next year worked around your holidays.>>*

*There are switches available to direct output to two printers. They are called "T Switches". A quick look in the current Computer Shopper and I found Adnucure do a manual parallel unit for £18.00 + VAT + delivery. I'm*

sure you should be able to find one locally or Maplins maybe?

Utopia is really wonderful but you must know what you are doing writing directly to the disc. I use Discology for my disc meddling but only when absolutely necessary. Maxidos also has an UNERASE command and there must be loads more out there.

With regard to DISCOVERY, you are the only person in the whole wide world who has problems with it. I haven't a clue how you did what you describe. I assume the data files from the 1.44MB disc were transferred to 720K discs but did you really alter a MSDOS directory header with Utopia? My flabber is overwhelmingly and utterly gashed. Anyone got a thought on this? -Paul>>

#### SILENT BUT DEADLY

Dear Angie/Paul, thanks very much for the March edition of WACCI - my first on joining. I have taken full advantage of the helpline and have spoken to quite a few "helpers" recently but special mention must go to Bob Moffatt. He has been of immense help to me in discovering the pleasures of my CPC 6128. No questions has been too small for him to answer for me - QUALITAS now has a real meaning to me. Stand up and take a bow Bob!!

I am enclosing a list of games which I would like to sell to fellow members through the Market Stall. <<All put in for the May Mag Tony. -Angie>>

Finally, has anyone got the instructions of Silent Service, The Submarine Simulation. I recently bought a second hand copy for £10.00 only to find that the instructions were missing. I am ex Royal Navy and am anxious to test my submarine skills so any help would be appreciated. Please give me a ring if you can help. <<Advert put in the wanted section for you. -Angie>> thanks once again.

Tony Tozer  
Portsmouth  
Tel: 01705 732610

<<Hello Tony and welcome to WACCI. I'm glad to see you have been using the helpline and testing Bob Moffatt to the full. If you are a new member like Tony, then please feel free to use all that WACCI has to offer, we enjoy being of help. I hope a member can lend a hand (or a manual) with the

Submarine Simulation game, let's wait and see what happens - you won't get anywhere unless you ask. -Paul>>

#### THE MOTHER OF ALL ULTRA'S PROBLEMS

Dear Angie, it has just occurred to me that I should be sending typed letters to you and not Paul, sorry about that. <<Don't worry Colin, Paul is pretty efficient and sends them on. -Angie>>

First of all, thanks to Frank Weatherway for sending me some of the past issues of WACCI so quickly. Fascinating stuff, they kept me quiet for hours. Particularly interesting were the letters from disgruntled customers (?) of Ultra Software and WAVE. I too suffered with these people last year. Fortunately I did receive my orders, but not without a long and irritating fight with them both. My success with Ultra came when I found a telephone number in a very early edition of Amstrad Action which was different to the answering machine. On ringing this number I spoke to a very pleasant lady who turned out to be the MOTHER of the proprietor of Ultra (Richard Taylor). She informed me that Richard (her son) attended college, and would therefore be difficult to speak to. Having explained my problem she promised to pass on the message. I followed this up with a letter (to Mum not Son) and lo and behold the goods arrived in two days! For those WACCI members still experiencing problems maybe they could try this as well. Remember, write to "Mrs Taylor" at Pulling Mill NOT Ultra Software. I noticed that Ultra do not advertise in Amstrad Action nowadays.

I had a similar problem with WAVE last year. I eventually received my goods only when I demanded to know the name of the owner so that I could start court action. Sometimes you just get so fed up with these people. Why are they so unresponsive?

On a positive note, in recent months I have received excellent service from Wizard Games (ex-software discs), Doug Webb (PD Discs), David Crookes (PD Games), Frank Weatherway (WACCI Back issues), Paul Derryhouse (WACCI details), Angie Hardwick (Market stall) and Nigel Callcut (telephone help). Notice a connection running through most of these names? Answers on a postcard to John Bowley please.

Did you know that most Amstrad

printer ribbons are available from the office suppliers Ryman's? Hang on though, before you rush out and buy the entire stock they charge a monstrous £5.99 for a DMP 2000 ribbon! No wonder they were going through financial difficulties with prices like that! Excuse the cliché, but keep up the good work. 'Bye for now. All the best.

Colin Hazell  
Thane

<<Aye-up Colin, thanks for the letter, it does help if all letters go to Angie. I can only too easily lose your letters/discs in my in-tray, buried never to see the light of day for years. I ain't that efficient really.

An interesting tale you tell regarding Ultra Software. If any member still has monies outstanding then try the "Mrs Taylor" letter.

Wizard Games are truly okay but I would not trust the other bunch as far as you could throw them.

We do need a good source of DMP printer ribbons - I know Isobel Swade for one would welcome a decent supplier. Have you got one? Let us all know via PC please. -Paul>>

#### A BRAIN DRAIN

Dear Paul, I hope that reprints for the February issue of WACCI will be made available soon, as I haven't had my copy yet and I suspect that the letter I sent appeared in it.

The reason I suspect that is that you suggest in answer to Wally Collinson's letter (Issue 87, p.13) that my brother Stephen might come to his rescue over editing MIDI files. I think you got confused, as I am the one who wrote the programs contributed, though Stephen was working on a MIDI drain editor. <<Paul not sure of the word drain? -Angie>> <<What can I suggest - brain, grain, train - no, that's it. -Paul>>

Regarding Wally's problem, the way he specified that the files are on a 3.5" this makes me think they originated on another computer. The problem with files of MIDI data is that MIDI protocol only defines how to specify the pitch and channel of notes to be played. The duration of sound is not transmitted over MIDI, as the data is sent in real time. Instead a signal to terminate the playing of the note

is transmitted after that time has elapsed.

Of course programs that allow you to enter tunes and music to be played allow you to specify note duration, but there is no standard way of storing this data in a file, as the MIDI protocol is not concerned with duration.

Therefore I suspect he would have to write an editor himself, as there is unlikely to be an editor available on the CPC for files created by a program running on another system.

The other possibility is that the files were saved to disc from the keyboard itself. In that case the keyboard manual might help.

If people were interested, I could put together a .DOC file on the MIDI standard, which could be placed in the PD library. Or, indeed, a print-out could be put in the book library. Regards to all WACCI-lites.

Matthew Phillips  
Nottingham

*<<Dear Matthew, sorry to confuse you with Stephen but at least I got the right family.*

*Thanks for taking the time to answer Wally's query, it is a specialist area and your comments are most welcome. I rather feel that the ".DOC" file could be an article in the magazine. After all, it is only by reading that we all learn and I place the emphasis on all. Take care. -Paul>>*

#### WHAT'S IN A NAME?

Dear Paul, thanks for your New Year special offer Mag's and Catalogues, you have a new convert. I will be sending my subscription off soon and I have already sent off a Tape from the Library.

The reason I am contacting you is regarding your covering letter that came with the Catalogue. You headed the letter 'Jane' which is my Wife's name, but as you see above, your new member's name is Jeff, me. The confusion was obviously the name on the cheque, we only have one bank account between us since I took ill a couple of years ago and I don't have a bank account at the moment. Funny enough it was when I gave up working that I rescued my son's 'Arnold' from the loft and started teaching myself the Basic side of the computer. I am

an Engineer and had to find out what makes the programs work, I am coming on, but not being too good at Maths and stuff at school it is a long way off before I can get the hang of Machine Coding and the like.

Now that I have found WACCI things should improve, so if I get stuck you will be getting my problems in the help page from time to time.

I also realise that I am going to 'Upgrade' my 464+ so the small ads will be scoured faithfully.

Well I hope you don't mind me contacting you about the name, but it is just to keep your records straight. I tried out the 'Lottery' prog but sorry to say no luck this time, maybe next week!!!! All the best, keep computing, Sincerely,

Jeff Morton  
Argyll

*<<Jeff, hope you don't mind me butting in but if you are after anything specific let me know. As well as putting in a want ad in the magazine, should the item come up for sale, you will get a note from me before the item actually appears in the magazine, giving you a slight advantage. Regards. -Angie>>*

*<<Hi Jeff, I should listen to the wise words of Angie if I were you as she is quite right for once. (I'm still practising ducking so I should get away with that.) I very much like to call members by their first name, so I used the only one available to me in your case.*

*I have amended the records and please pass on my good wishes to Jane, I hope receiving the odd WACCI or two didn't cause her any stress. -Paul>>*

#### INTO PRINT YOU GO

Dear Paul, I have recently received my first issue of the magazine (87) and was so impressed that I decided to break a habit of a lifetime and write a letter! (I tell a lie, I did once write to Amstrad Action with a technical query but, of course, they didn't print it.)

I have had my 6128 for a lot of years and previously owned a 464. Having spent the last year or so agonising over a possible replacement (ST, Amiga, Archimedes or PC) I eventually realised that my 6128

performs all the tasks I need and is still working well, despite the constant abuse! So I shall stick with it for a while yet.

I have a few comments in response to issues raised in "Fair Comment" section of the magazine:

\* I fully agree with Mike Lyons on the subject of Amstrad Action. The only good thing it has done for me recently is persuade me to subscribe to WACCI.

\* Dave Teague mentioned the Advanced Music System. I used to have this program but sold it with my 464 many years ago. Biggest mistake I ever made! If anyone has a copy for sale please get in touch.

\* Wally Collinson asks about MIDI Editor programs. This is my main area of interest (in terms of computing, that is). I run the Foundation step-time Sequencer through a Ram Music Machine. It is very basic but it works and is adequate for my needs. I have searched high and low for MIDI software for the CPC without success. I suspect Wally's only solution would be to write the software himself - not an easy task and definitely way out of my league!

\* Mr Anthes asked about using a mouse. I bought the Datal Advanced Art Studio which comes complete with a two button mouse. The mouse works well on the Art package and can also be used on it's own (the same principle as Joy (0) but a bit more complex). However, the term "two button mouse" is misleading, as it appears that only the left button is connected - it is in effect a "one button mouse". I am contemplating buying an AMX three button mouse - if all three buttons are connected then it can certainly be programmed to take the place of a key press etc.

\* AJ Howard's letter prompted me to detail my current problem - I need to build a 2 x 8 bit output port (in order to drive a 16 bit Digital to Analogue converter). Does anyone have any bright ideas?

I built such a circuit from an article published in an electronics magazine a few years ago and almost blew up my CPC! I am a little more cautious now!

\* AJ Howard also mentions Cirkitt. After reading his letter I phoned them as the Parallel port advertised by

then would be ideal for my purposes (above).

They informed me that the Parallel port and the ROM board are both discontinued but that the serial board is still available. My experience with Cirklit over the last 18 months - 2 years are worthy of a separate letter. Suffice to say I was deeply unimpressed, not least by their inability to reply to letters.

\* I have just bought a Star LC240 printer and as a result I have a surplus Amstrad DMP2400. It is a good few years old (like me), but works well (unlike me!). If anyone wants it, for "not very much money at all", please get in touch.

That's it for now, except to say that I will be renewing my subscription in due course and I will be interested in a binder, as mentioned in "Thank & Stuff". Best Wishes,

Stephen Withers  
Leeds

*<<Stephen if you let me have details and price of the printer I will put it in the For Sale. I have noted you want the Advanced Music System. -Angie>>*

*<<Hello Stephen, thanks for the very varied and detailed letter. I'm glad you enjoyed your first WACCI. I'm pleased to say that's it's not me but CPC users who write WACCI for the benefit of other CPC users. Fair Comment is an excellent vehicle to pass on views, tips and requests for help. I'm happy to say that it is, without a shadow of doubt, the best correspondence pages that have ever graced the pages of a CPC magazine. However, I'm baised, what do you think out there in WACCIland?>>*

*If I had to upgrade, then the PC would be the route I would take. I have admitted this before, I do have a portable PC, a Panasonic 486SX 25Mb CF-1000, and it is extremely useful for the family. I use the CPC for everything I do and I'm happy to carry on like this for many years to come (maybe forever?)>>*

*I haven't a clue how you build an output port but I bet someone in the club will be interested. If you are then please let me know and I'll put the pair of you in touch. Please note the binder request John. -Paul>>*

#### CANNON CAN

Dear Paul. I enjoyed reading Bob Moffat's review of the BJ230. I bought one myself in May of last year and found it first class. I wrote to WACCI a short while after the purchase about clogged jets. What a silly billy I was. The jets weren't clogged, the ink had run out. After only four months. My old daisy wheel ribbons used to last years. I am now on my third cartridge, the second one having lasted six months so the beastie is not cheap to run. Can anyone recommend a supplier of cheap refills?

This bit may interest Richard Narain. Being a complete duffer when it comes to programming but having an insatiable curiosity I wondered about all those little 'n's in the sequence codes and the use of such arcane functions as 'set vertical tabs in channels' so I wrote to Canon at the address given in the last issue of WACCI for a copy of the programmer's manual for the BJ230. They were in stock for a price of £32.50 (inc P&P). I thought my curiosity would kill my bank balance so I gave it a miss.

I noticed that Jean Strangroom has been bitten by the family history bug. Me too. I keep my data in Masterfile III. Each file can hold about 1000 records but it is a swine to set up. If Jean ever thinks of upgrading from Mini Office, she would need a 64K memory expansion to run the program and I would be willing to set it up to her requirements. Best wishes,

Ron Hobday  
Clapham

*<<Dear Ron, welcome to the wonderful world of disposable ink cartridges. How do you manage to get your cartridges to last so long. Here at WACCI HQ I go through one a month! However, the Epson cartridge costs approx £9.00 and I do give it an awful lot of stick with the magazine each month. I use, whenever I can, economy mode on the Epson for draft prints and the like. This helps considerably.>>*

*You can purchase refills for both Cannon and Epson inkjet printers but I don't use them as (a) I want a fast change over if I'm printing the magazine and (b) the Epson has a permanent printhead unlike the Cannon who's printhead is changed with every new cartridge. The Epson printers the*

*club uses are still in their two year warranty and I don't want to make it void by using the wrong type of ink.*

*With the Cannon range of printers it is much easier to refill, if you clog the head you simply buy a new cartridge. Can any member recommend a brand for Ron to try?*

*The cost of the Programmer's manual does seem prohibitive but if WACCI has enough members with BJ??? printers, then should a library copy be bought by the club. Just a thought, let me know all you Cannon printer owners. This, of course, can apply to other printers, so let's look at all our needs and see if the club can help in matters like this.*

*Thanks for offering to help Jean out this fashion, there are some very interesting moves on the family tree side of life - see page 16. -Paul>>*

#### THE LONG AND THE SHORT OF IT

Dear Angie/Paul, Angie. You may remember my phoning you last week re one DMP2160 printer minus various bits as my own had packed in and I had hoped I could use the remaining bits to repair it. I was too late but we did have a interesting chat about various things, including knitting patterns. I hope you find some suitable program without having to resort to a PC. Concerning my DMP2160, it is now working again. Having tried everything I know, which is not a lot, I called in an expert who proceeded to do everything I done such as checking for loose edge connectors etc. when it suddenly started doing a self test and has been behaving itself since. The expert was baffled, said it probably just had a fit of the sulks and did not charge me anything. - Nice man.

I, as I suspect many of your readers are, as a retired older person and as such do not travel well, and so regret that I shall not be attending the Convention into which you have put a lot of work. I do wish you and all concerned a great and enjoyable success.

As a member of WACCI my main interest and hobby is, of course, computing and I find that the CPC6128 is exactly suited to my needs for both serious work and keeping young visitors amused. Nor am I averse to the odd Shoot-em up! game but prefer Chess and Scrabble. I am still on the

lookout for a really good Backgannon program. Is there one?

For past sins I now find myself acting as a sort of secretarial dog-body to the four churches in our Parish which includes looking after the Electoral Roll of about 400 names and addresses which is in a constant state of change as people come and go. Pledge Envelopes which need amounts checked weekly, and print outs for auditors, treasurers and tax people yearly. All this is done with the help of Protext, Promerge and Prospell on ROMs and Master-Calc and Master-File on disc with room for about another 200 entries. I also have DES which can be very useful but also gets in the way at times. Utopia which is impressive but I am not sure what a lot of the commands actually do and then there is Pro-Print which is nice to play with but I cannot find a serious use for it as yet.

Recently I borrowed some WACCI PD discs including PD 74 which I got for EPIC by Michael Beckett. Unfortunately it does not work for me and when I wrote to him for advice he replied that he, and I quote "is one of those nugs who have upgraded to a PC, and no longer had a CPC." However, from memory he did suggest that not all printers are compatible with EPIC especially if they do not have IBM graphics. Has anyone else found this?

On side B of the disc is a lot of utilities amongst which I found a very useful tractor feed labelling program called LBASE5 by some one called Paul Dverryhouse <<Gosh fame. -Paul>> and it is a must for one off labels. I also got PD 55 Utilities Disc 2 as I thought I would make one last attempt at Machine Coding but all the DOC files seem to be missing. I have written to Doug Webb to ask if he would check it out and expect to hear from him shortly.

I have enjoyed Alan Tilling's series on Basic Basic but was a little put out when after devising my own Lottery number picker that he produced a much more elegant version. However I did manage to get Stuart Gasgoine's number sorting working on it before reading Alan's next article. The Bubble sort is interesting because the bubble effect is very obvious but the Selection sort is much faster you miss it if you blink.

Something now for the Market Stall perhaps. Over the years I have amassed a lot of stuff I no longer need which consists of several ZX81s with rubber keyboards and also an experimental set-up involving two ZX81s in parallel using a Maplin keyboard, plus several odd rons, memories etc. also several ZX manuals and circuit diagrams. They are mostly in working order and could be used for operating model train layouts or robots. I hesitate to throw them away if some one could use them, and so if you know of any club or some poverty stricken electronic genius in need, they are theirs for the postage, or better still if they could collect, the postage may be excessive.

I am taking the liberty of dumping on you several pieces of software I no longer have need of. Dispose of them as you see fit and if you can make any money then put it to club funds. I suggest that Pro-Punter might make a prize for something or other. It is a good program but really needs to be used by an enthusiast who is into that sort of thing. It takes so long to feed in all the relevant information that the race was usually over by the time I finished it.

One other thing before I end. How does one use a disc head cleaner? I think I ought to know but 'disc missing' is displayed and it does not revolve.

Sorry to have rambled on rather but I have noticed that it is not unusual when using a WP but to save Angie's (sounded a nice girl) fingers I will put this on disc and you can copy it, edit it, publish it or serialise it. Keep up the good work... Best wishes,

Roy Long  
Witney

<<Dear Roy, good to hear from you and about your DMP2160 that plays dead. Sorry you can't make it to the Convention but at least you will be able to read all about it in the magazine. That leads me to a question. Anyone care to volunteer to be the club reporter on the day?

With regard to EPIC, I have heard of this problem before. Your DMP2160 does not have the IBM graphic set and so will not work with it.

The little utility LBASE could be needed to print tagged records, if a member had a little time on their

hands perhaps they could have a go?

I hope PD 55 has been sorted out for you by now - shout if not.

Anyone fancy a ZX81 or two. Contact me and I'll put you in touch with Roy. Thank you very much for the software, I will send Pro-Punter down to John for use as a prize.

I'm one of those people that doesn't taper with anything until it goes wrong. My 3" drive is nine years old and works fine. No cleaner has ever been used on it so I can't help you. I'm sure an answer will leap out of these pages in the very near future.

There are many club members that I rely heavily on and Angie is one of them. However, she doesn't appear to like compliments, so lets move on to the next letter. -Paul>>

#### AA DEBATE

Dear Angie, having just read David Crookes comments on the Amstrad Action Magazine, in this months WACCI, I am somewhat confused!!

Both my brother and myself were subscribers to "AA" for quite a long time then in January we were informed that subs would no longer be accepted. We assumed from this that "AA" would no longer continue to be published. To further corroborate this conclusion no "AAs" are to be found in the major bookshops in this area. If it was "AAs" intention to continue with publication surely the subscribers were their mainstay?

The one consolation in all this is that we now subscribe to WACCI which, as novices, we find entertaining and informative and will continue to do so. <<Thanks Cliff. -Paul>>

With best wishes and hope to see you at the Convention. Yours,

Cliff Hawthorne  
West Midlands

<<Hello Cliff, thanks for taking the time to write in over the AA debate. There must be many WACCI members and CPC owners like yourself. Denied the chance to subscribe and never to see the publication again on a magazine stand at their newswagents.

This is not an issue of quality, content, the number of pages etc., this is about an extremely poor business decision made by Future Publishing. I can't defend it, anyone like to try. -Paul>>

#### AN ULTRA LUCKY MAN

Dear Angie, many thanks for your help in the quest for a copy of 'Comparator' by 'Verysoft' (Martin Davis), I'm sorry I was at work when you phoned, but to put members in the picture Angie looked up a member who lived in the place where 'Verysoft' reside, that member went round and knocked on the very door, unfortunately no one was in. I look forward to the next installment. My grateful thanks to the unknown member for running this errand. <<The member concerned was Bob Lean, thanks Bob. -Angie>> Comparator was sold for a short time by 'Ultra-Soft' (WACCI has heard of them I know) it took four months to get my money back. <<Lucky old you. -Paul>>

Now to other things in answer to Colin Hazells Multiface Queries. R.Y.F.M. No that is unkind, Colin states that he has a 464 he didn't say if he had a 64RAM (which I'm sure he has). In answer to saving SPACE/MEMORY, first of all use your MF with the game loaded Press the RED STOP BUTTON, Press CLEAR C on the Menu then R to Return. This clears the Banks 5-8. Press STOP and save game in normal way you should have only 4 MF Saved Files without pressing C, RETURN you save all 8 banks with the relevant rubbish. This may not always work as a few games use banks 5-8.

Secondly to save a game run directly from the B drive, go to save game in the normal way BUT when it asks for file name put B:GAMEN, usually you can have a file name of 7 letters by using B:GAMEN you end up with the file GAMEN on the B drive only 5 letter B: tells the MF to save to B, a minor price to pay is that your filename can only be 5 letters long.

Now to counter act the last paragraph, use an Anti Multiface Prog 'MAGICSOFT', this is the only Anti Multiface prog I know that will work on the B drive, you can then have a normal filename and run your game without the MF.

A final MF tip, if you get the disc whirling away etc and not much seems to be happening flip the disc out, you'll get disc missing, flip it in again and it should start to copy. This happens when the MF starts to copy rubbish from 5-8 banks.

Now in reply to Paul's request I would be willing to test some

'Software, Hardware, Utilities', I'll have a go but I'm not the brain of Britain you'll get a very basic review.

Now for something else, Ian Neill has been kind enough to copy DOSCOPY for me and has done some others for which I had to get some 128 ROMS(16k), I got my father-in-law to get some for me as he lives in the big city. He managed to get the last 2 EPROMS in the shop at nearly £5.00 each. Today I stripped a DMP2000 for spares, you will be pleased to hear! The DMP2000 contains a 128 Eprom so don't throw away your old printer! Ian Neill and yourself could benefit!

Lastly (you'll be pleased) Peter Campbell of CAMPERSOFT is giving loads of good deals I'm sorry I brought my utilities earlier, I could have saved myself a small fortune! Peter does however give excellent back up service for free, I seem to be sending a sae and disc every month. This month from Anstad Action 115 I'm taking Peter up on his offer for extra utilities for the DES prog. Many thanks Peter.

Sorry I forgot to mention Nigel Callcut of WACCI help lines, I had a problem with an FD1 that was given to me, Nigel had a look at it, replaced the drive unit. The whole cost was less than a second hand FD1, £15+ £10 postage both ways, so for £25 I've got a working FD1 guaranteed for 3 months. Thanks Nigel.

Peter Curgenvven  
Cornwall

<<Aye-up Peter, isn't it amazing what Angie gets up to. Is any member safe from being contacted to do errands for her? Only time will tell.

Thanks for helping Colin out over the Multiface. Dann obvious when you know how isn't it. Calling Master John, do we have Magicsoft in the library? How about asking Peter for a copy if we haven't.

Thanks for the offer of help with reviews, I'll put you on my master list along with those other kind members who wrote to me with similar offers - thanks all.

A use for dead DMP printers, well that is good news. Are these little 16k Eprons becoming hard to get? Stuck in an 8 bit world does have its disadvantages you know.

Peter Campbell is a loyal servant to

the CPC in the commercial world and a very loyal WACCI member in his spare (if he has any) time. How he does it I don't know but I'm glad he is around. I for one will be queuing up to shake his hand at the Convention.

Nigel Callcut is another club member that I just thank God we have. He isn't a high profile club officer, just a member giving his time to help others. I know of many tasks that go unnoticed and there must be loads more besides. Thanks for the thanks for Nigel. -Paul>>

#### CORRECTION TIME

Dear Angie, I somehow got the Disc Drive connections in last months letter mixed up, the connector is of course numbered consecutively and some how I got 18:20:22 out of sequence, so the labels are:-

Computer Pin	Disc Drive
	Wire
DIRSEL-10	18-DIRSEL
STEP -12	20-STEP
WDATA -14	22-WDATA

all the other labels are as last months letter. The problem with the Rombo ROMBOX. The ROMBOX is plugged into the computer first and the Multiface 2 is plugged into the ROMBOX and 256k rampack onto the back of the Multiface. Since I wrote the original letter the Multiface has broken, I now have only the rampack plugged on after the ROMBOX. I could not try this configuration before because the rampack had a key fitted in the connector but desperation caused me to cut this key out so the rampack now fits on the ROMBOX and as long as it stays connected the roms sign on, but without the rampack the computer now hangs up on the copyright message just after LOCOMOTIVE SOFTWARE LTD.

Cheerio,

Mike Phelan  
Birmingham

<<Hello Mike, thanks for the update on the disc drive connections. One fact seems to be bugging WACCI right now. Yep, print a few hundred copies and the mistakes just fly out of the page at you. Why is that?

Can anyone suggest a solution to the problems with the things that hang out of the back of Mike's CPC? -Paul>>

# The Market Stall



## STALL HOLDER

Angie Hardwick  
23 Station Place  
Elorwich, Walsall  
West Midlands  
WS3 2PH

Tel: 01922 476293

### ROY EVERETT WANTS:

Diagnostic disc for 464/6128 or information as to where these discs may be obtained. Roy has written a program for Stamp Collectors and wants someone to test the program for him. Contact Roy Everett, 2 Coldnailhurst Ave, Braintree, Essex CM7 7SJ

### PETER CURGENVEN WANTS:

Comparator by Verysoft willing to pay £15 + pp for it also AA Issues 1, 2, 33, 47 and 54. Please contact Peter Curgenven, The Hollyar, Bay Road, Trevone, Cornwall. PL28 8QZ. <<A big thankyou to Bob Lean who checked out Verysoft for us. It's a flat and no one was home. Does anyone have any further information. Comparator was reviewed in AA100. -Angie>>

### BOB THOMPSON WANTS:

Instructions to Jack Nicholas Golf Game. Please contact Bob, 51 West Road, Filey, North Yorkshire. Tel: 01723 515863

### BILL FORD WANTS:

Epson Owners Manual or Engineers Service Manual for an RX 80 Printer. Bill also still needs the instructions to Chuck Yeagers Flying. Please contact Bill at 6 Ormonde Street, Newtown, Chester CH1 3DD.

### FOR SALE:

3"Used Discs. All have been formatted and labelled 60p ea or 10 for £5.00. Also games on tape. For more information and prices send se to Mark Johnson, 13 Ashway, Corringham, Standford-Le-Hope, Essex. SS17 9EB or Tel: 01375 677631 after 6.00pm.

### FOR SALE:

The following TAPES at £1.00 each:  
Puzznic, World Cup 90, ATF, 10 Computer Hits 2, 10 Computer Hits 3, 10 Computer Hits 4.  
The following TAPES all boxed with instructions at 50p each:  
Timeam One, Treasure Island, Fruit Machine, Stunt Bike Simulator, Mr Wino, Spitfire, Enterprise, Crazy Golf, Batman, Animal Vegetable Mineral, Oh Munny, Bomb Jack, Hyper Sports, Afterburner, Sport of Kings, Brige It, Flight Simulator, Roland on the Ropes, Soul of Robot, Short Circuit, Boxing, One Man and his Droid, Rescue on Fractalus, Galactic Plague, Rock'n'Wrestle, Para Assault Course, Sultan's Maze, Druid 11, Hacker, Rigel's Revenge, Storm, Footballer of the Year, Snooker, Super Trolley, F.A.Cup, Roland in the Caves, Harrier Attack, Curse of Sherwood, Impossible Mission, East-Answerd, Geography Quiz Age 10-Adult.  
The following TAPES no instruction at 25p each:  
Shard of Inovar, Indiana Jones, Out Run, Brian Jacks, Bygar, Solmon's Key, Radzone, Venom, Platoon, Grand Prix, Spindizzy, Into Oblivion, Mask, Trantor, Auf Wiedersehen Monty, Jack the Wipper II, Thingy Bounces Back, Geoff Capes, Ghostbusters, Xevious, Deep Strike/Saboteur, Sigma7/Thanatos  
Postage not included offers for lots considered  
Please contact: Richard Duggan, Flat 15, Hughenden Court, Mount Pleasant Road, Hastings, East Sussex. TN34 3ST  
TEL: 01424-439583.

### FOR SALE:

Disc Games all boxed and with instructions £5.00 each as follows:-  
The Quill, Total Eclipse, Heroes of the Lance, Leather Goddesses of Phobos, Wishbringer, The Lurking Horror, Ballyhoo, Castle Master, Jinxer, Never Ending Story, Jewels of Darkness, Gauntlet II, Captain Blood, The Bairds Tale Volume One, Rick Dangerous, Gauntlet, Ace of Aces, Leaderboard, Winter Games, Infiltrator, Subterranean, Stryker, Nebulus, Zynaps, Into the Eagles Nest, Dynamite Dan, Aliens, International Kararta, The New Zealand Story, Operation Thunderbolt, Boulder Dash, Gryzor, Who Dares Wins, Mission Impossible II, Indiana Jones and the Last Crusade/Temple of Doom, The Incredible Shrinking Ball, Deflector, Stormlord, Get Dexter. Dragons Lair Part Two (Escape from Singe Castle), Pack of Aces (4 games on one disc), Computer Classics (5 games on one disc), ALSO:  
Command Performance (10 games on two discs) at £10.00 and Skweek Arcadia (3 games on 2 discs) at £10.00  
Contact: Tony Tozer, 35 Guilford Road, Frattton, Portsmouth PD1 5HU  
Tel: 01705 732610

### FOR SALE:

CPC 6128 Keyboard c/w all manuals, system discs and tape recorder. £50.00  
CTM 644 Colour monitor £50.00  
Advanced Art Studio with ANX Mouse and interface. £20.00  
Please contact: Mr A B Judd, 40 Cadland Park, Holbury, Southampton. SO42 2PF TEL: 01703-892456 between 7pm and 9 pm.

Market your needs with Angie!





# FAMILY HISTORY

A GENEALOGIST'S DATABASE.

By Andrew Solomon

---

Reviewed by Frank Neatherway and Ron Izett

---

*Andrew's blockbuster suite of programs for the humble CPC, is, by virtue of the subject matter, of a specialised nature and perhaps not as exciting to the computer buff as it is to us genealogists. Nevertheless it is a very noble effort and as such we felt that it should be reviewed in these hallowed pages not least as a tribute to the enormous amount of work needed to produce a program of this magnitude.*

## INTRO

Family historians are, by the very nature of their calling, avid collectors of data. Not only are they collectors, they also have to be expert collators and interpreters of this data and to do this they need a very special type of database in which to enter this mass of primary data, if the whole exercise is not to collapse into a chaotic muddle.

A database of this sort needs to be able to cope with an ever-expanding collection of people and places, and is required not only just to store this data, but to store it in such a fashion that the individual records can interact with each other to produce other related data such as family groups etc.

## FAMILY HISTORY

There have been few databases of this complexity written for the 8 bit range of computers such as our beloved CPC, mainly because the memory requirements of a program of this nature place a considerable strain on the limited resources of computers of this genre.

However, for those of us who cannot run to the dubious luxury of a PC, hard disc and WINDOWS et al, Andrew Solomon's new suite of programs under the title of FAMILY HISTORY seen set fair to provide an excellent alternative to these exotic goodies.

Andrew has managed to combine reasonable simplicity of operation with positively structured databhandling techniques, which make the program a joy to use. A very small minus point is the fact that the program runs under CP/M+, and, that because of the licencing agreements regarding the use of this operating system, one has to produce one's own work disc, so you do need CP/M+ which limits the program to 6128s only. Also be prepared to do a fair amount of file copying before you can get started. You will also need CP/M+ to access the User Manual files on the reverse side of the disc, a tireless printer, and a huge pile of paper as there are fifty-five pages of it.

*<<Definitely recommended reading before you start on your work disc, but you'll have to supply your own printer ribbons! -Ron>>*

One last requirement is an Epson compatible dot matrix printer able to cope with condensed printing. If you've only got a daisy wheel type then you may be in deep trouble.

## GETTING STARTED

For the complete computer non-techie there is a chance that this could prove a major stumbling block. As most genealogists tend to be middle aged to elderly, producing a "work disc" may be beyond their capabilities, and this may be an area that requires

to be addressed before being offered for general use.

You will also need a 3" disc for the work disc, as CP/M+ only works in the A drive, regardless of whether you have one drive or two. If you have two drives the program will automatically direct the data to be saved to the B drive, whereas with one drive only you will have to use the reverse side of your work disc, or another 3" disc if you prefer.

So, to get started, format one side of your 3" disc as a *system disc* and copy your CP/M+ DOS onto it. Then, by whatever means you're comfortable with transfer the program files to the same side of the disc. The manual says you should also add SUBMIT.COM from the old CP/M 2.2 suite of programs, but in actual fact the discs we had came with it already installed. The end result should leave you with about 3K spare on the disc. The other side of the disc, the spare 3" disc, or the disc for the 3.5 drive should be formatted as a *data disc*. As always, read the instructions carefully.

## TESTING

Having got past the opening screen, and inserted the data, a menu is presented with a wide variety of choices, and one must start with item (F) to create the data files that are the heart and soul of the program. These are installed on the previously formatted data disc and initially consist of 500 empty Persons records, designated PERSFILE and 200 empty Marriage records, designated MARRFILE. Once these are in place take care not to use (F) again or all your hard won data will vanish. We were now ready to

Update/Create a Persons file because obviously, with a database of this sort, nothing will work unless it has data to work on so our first task was to input as much in the way of "facts and figures" as time would allow, and as we are both family historians, we each had a surfeit of material to hand.

To this end, the file PERSFILE, must be activated by calling (D) from the main menu (update the Persons file) and then (A) from sub menu (Update/create a Persons file) which presented a blank "record card" with easy to follow prompts for us to fill in. (see Fig 1)

#### DATA INPUT

*<Frank>* "I used a comparatively small database to start off with, using only 23 records to begin with, increasing to 44 overall as updates, deletes, and additions were made quite randomly in three separate sessions."

*<Ron>* "I made a bit of a drop-off here as I numbered off an existing index, and read my data off this. Not the best of ideas, as being in alphabetical order, I had to input an awful lot of people before any relationships, essential for further testing, became apparent. You should update the Index after every input session, otherwise some of the other routines will ignore the new data."

#### RECORDING INDIVIDUALS

So, having successfully got our first record card on the screen, we got on with the task of laying down a groundwork of data without which nothing would work. It goes something like this. Starting (*where else?*) at record No.1, change the -1 to 1 and you will be asked for the Person's surname. Upon entry, this is displayed at the top of the "card" and again next to Surname in upper case letters. You are then prompted in succession for Given-names, Sex, Person's code No. which you can ignore for now, Father's record No. and Mother's record No. Now it becomes obvious that you need to do some preliminary assembling of your data before you start or else you are going to lose track of family groups at a very early stage. You can just enter numbers for Father and Mother at this stage but you must remember what number refers

Personal Information for:		Person: 100
Person:	Person's Vital Statistics	
Record-Number: -100	Birth-date:	
Surname:	Birth-city:	
Given-names:	Birth-country:	
Sex:	Birth-Country:	
Code: 0	Death-date:	
Person's Father:	Death-city:	
Father's Record-Number: 0	Death-country:	
Person's Mother:	Burial-date:	
Mother's Record-number: 0	Burial-city:	
	Burial-country:	
	Burial-country:	

Enter the Record number[ ]  
( 'Enter' to leave alone, '/enter' to end record, or reply as shown) FIG 1

to who, else you'll end up in a right muddle! And a word of warning here. If the entry fits the bracketed space the data is entered automatically, whereas if it is short then you have to press ENTER to move it to the card. If you press ENTER when the brackets are full, it may skip the next entry, whereupon you'll have to backtrack and repeat the process.

Dates are again protected against "illegal" entries and should be in the form of 01 Jan 1800, so if you only have the year then you must enter seven spaces before the figure. You get used to it. Also, all leading characters in a word are converted to upper case so you can type away without fumbling for the SHIFT key all the time, and this includes letters separated by a full stop such as U.S.A. *<(A very useful feature -Paul)>*

The remainder of the entries take into account the movement of people between birth and death, and indeed, after death, and if you're satisfied with your efforts you have the option to save it for posterity, go back and alter it, or consign it to the dustbin and start again.

When you've had enough enter zero at the record No. prompt and you're back at the menu where of course you will remember immediately to update the index so as not to lose your hard work, won't you? Incidentally, you

will notice that as the index is updated there appears a conglomeration of rapidly moving numbers on the screen. Don't worry about them, Andrew says they're only there to remind you that the CPC is working like mad to get all the data into shape, and to save you worrying about a blank screen while it's doing it. After all that, (C) will take you back again to the main menu.

#### MARRIAGES

From the main menu, press (E) and after a bit of muttering from the drive you get a very similar "card" as before, but all you need to enter is the record numbers of the two people involved and provided you have a person with that number, his/her name appears in the appropriate position and all you have to type in is the information as to where the nuptials took place. Good, ennit? There is a short space for comments so you can note if this is a second marriage or whatever. Very handy, as both of us seem to have ancestors given to multiple marriages! As before zero gets you back to the menu. Don't forget to update the index, then (C) gets you back to the main menu. The program spends a fair bit of time dodging about between routines but it's acceptable, given the CPC's limited capacity.

#### PRINTOUTS

These really are the proof of the pudding, as it were, because the screen presentations, apart from marriages, do not show the relationships between individuals. The printed documents are necessary to illustrate the family connections in an understandable format, which is what genealogy is all about.

*<Frank>* "Initially I had a few problems with this which led to a great deal of chit-chat between Andrew and me, and much burning of the midnight oil by Andrew, looking for an elusive bug which was eventually tracked down and swatted. A second version of the program was swiftly forthcoming and from then on all was well, with the proviso that the printer must be switched on before the program is booted up, or else some of the printer drivers seen to get lost.

Continuity sheets were tested with the addition of twelve children to one parent and wife. (*Not so illogical, my Great - Grandfather had sixteen children by two marriages!*) All testing covered screen displays and printouts resulting in 35 prints, all successful as to content and accuracy" *<Ron>* "I too had some problems with the printer for a start, but as Frank said, the revised version took care of them for the most part. I'm still finding a small problem in printing straight from a cold boot; the database is occasionally reluctant to part with its contents until I run the Index Update routine. This may be caused by the difference in the printers that we are using, or the fact that my computer is basically a 464 with a 6128 chip. Don't know, but it's not a problem. I haven't done quite so many printouts as Frank but what I've done so far have been O.K.

On the subject of printouts, I found that it was necessary to keep an up-to-date copy of the Persons file to hand as it's easy to forget where you are and where the next empty record is. A copy of the marriage file is also a must, because it is easy to enter a marriage twice if you're not careful, working from both ends of the union."

#### THE DISPLAY PROGRAM

This is the part of the suite of programs, that brings together all the

results of your hard work, and, as you would expect, displays them for your leisurely perusal in a variety of formats accessed from sub-menus at the foot of each display screen. Screen dumps to the printer are not available from this part of the program, but all the necessary printed matter is obtainable, albeit in a slightly different format, from other areas. To get your printed copy of the information required, you will need to return to the main menu and access either (B) Print Information about Persons, or (C) Print Information about Marriages. These will offer a sub-menu again with a number of options to print lists and charts to your heart's content. Be prepared to get through an enormous amount of paper in the process!

#### DRABACKS

Well, there are bound to be some aren't there, even in the best of programs, and this one certainly earns itself a place up there on the Olympian heights. But, and they are very small butts, there are a few areas that might respond to further tweaking, though to be fair, they are, for the most part, due to the inherent lack of operating space in the CPC's internals.

*<Frank>* "There is no provision for printing either a full family tree or for the display of the results of relationship searches for distant

relatives. Both of these would be of value in avoiding manual construction and search, even if the user was familiar with the rules of relationships."

*<Ron>* "My primary concern is, as was said earlier, the necessity to make your own work disc, which may be off putting to some potential users. Not all of them will have CP/M+, especially those of us who have an upgraded 464 and so only officially have CP/M 2.2. If this could be overcome it would be a great step in the right direction.

Certainly a full tree printout facility would be a bonus, but memory and disc space, already at a premium, may well be unable to cope. As it is, the overall operation is slow, because of the necessity of using the disc as a store for the separate facets of the program, and the fact that they already occupy most if not all of the space on an ordinary 178K disc doesn't leave much room for further expansion.

However, this is not to detract from the overall excellence of this program and I'm sure something will turn up"

#### BASIC CONCEPTS

*<Frank>* "The Family History suite of programs, indexes and datafiles is a genealogical database with a capacity of 500 records for individuals and 200 records for marriages. The user enters information once only in one place only and so because the programs



are interactive there is no chance of any discrepancy between printed or screen reporting of the data. Every person is associated with every other one, both with Parent / Child relationship and Husband / Wife relationship.

Family History programs are written in MBASIC and run under CP/M 3.1 (plus). The requirements are for an Amstrad CPC6128 or equivalent with 128k memory and at least one disc drive; CP/M 3.1 (plus); CP/M 2.2 and Family History programs; an Epson compatible printer capable of condensed printing; supply of 11" listing paper and a supply of blank discs. A second disc drive is recommended but not essential.

Provision is also made for the printing of data capture sheets for Personal and for the Marriage information."

<Ron> "Well, I can't really add a lot to that, except to say that if you have two drives then data goes to drive B automatically, and you don't seem to get any say in the matter."

#### AND FINALLY...

Between the two of us I think we've given Andrew's FAMILY HISTORY a pretty fair hashing, and Andrew has spared no effort to investigate and put right as necessary the few small nigglies that we found between us. With a program of this magnitude it was obviously going to have a few hiccupps lurking in the undergrowth, and the fact that these were of a relatively small nature says much for Andrew's programming abilities.

<Frank> "For my part after a little experimenting I found Family History very easy to use, particularly because

the User Manual is, in my opinion, absolutely explicit. Although there is not, as yet, provision for printing a complete family tree I understand that Andrew Solomon is hoping to be able to cater for this facility in his next version of Family History. At the moment it is possible to achieve it by printing successive pedigree charts.

Andrew can supply a chart on which the user can determine relationships but it is unlikely that it can be dealt with by the programs.

However, whilst awaiting the arrival of Andrew's next version this suite of programs must be ideally suitable for detail storage with cross-referencing relationships. Bearing this in mind I have no hesitation in recommending Family History to the would-be or practising genealogist."

<Ron> "I feel that this is a real improvement on the commercial program that I have used up to date, especially the quality of the printed matter it generates, not the least of which is the highly comprehensive User Manual. It might be a marginal improvement if one could print it out in sections, 55 pages of single sides is an awful lot of paper to cope with. <<That's a whole (family) tree - Paul>>

Having said that, single sheets make it easy to add any updates that may appear so I suppose I mustn't grumble.

If it could be supplied as a single ready-to-use package then I am sure that there would be no problem in interesting would-be and practising genealogists in its well structured data handling, but as I've said earlier, the age and computer illiteracy factor may well prove a stumbling block to its widespread use. But having said all that, further correspondence with Andrew on the

subject produced an alternative method of running the programs for the more nervous of his potential users.

Obviously, you must have CP/M Plus to start with. Unfortunately, CP/M 2.2 will not cope at all, owing to various deficiencies in the system, so if you can't beg, borrow, or steal a copy I'm afraid you're out of luck, although I believe Digital Research will supply a copy ( at a price, of course) but the licencing blurb is a bit vague on this point.

Back to the method. Instal CP/M Plus as you would normally for running utilities etc., then swap to your FAMILY HISTORY program disc in Drive A and type at the prompt:

A) SUBMIT PROFILE.SUB

This will run the suite of programs as before, but without the need to make a separate work disc. As always you should make a copy to work with and keep the original in a safe place.

Regardless of these very minor difficulties I like it very much, and I hope Andrew succeeds in interesting a very much wider clientele than Frank and me, and as far as I am concerned, the whole package is to be highly recommended, and both Frank and me will be spending a lot of time transferring our various databases to FAMILY HISTORY.

Finally, a thought. A great deal of the more impecunious of us genealogists use Amstrad PCW's in various guises. An adaption of the program might well be favourably received by this quite large section of the community, although the PCW's DOS might prove to be a problem, as unlike the CPC it does not require the disc to be reversed for side B".

Frank and Ron.

---

## MARKET STALL Continued...

---

#### FOR SALE:

6128+ Computer c/w mono screen, manuals, Mouse interface (without mouse), Micro Design & Micro Design +, Picasso, OCT Art Studio, Clipart (Page Publisher format), CPW+Discs, Protex, Preprint, All the above with manuals. 8 PD & AA Cover discs, 17 Spare discs. All programmes have working copies.

Price: £80.00 if buyer collects or

£100.00 including postage.

Contact: H. Lucas, Flat 2, 12 Belgrave

Road, Gloucester. GL1 1QZ.

Tel: 0452 505043

#### FOR SALE: MAGAZINES

Games for Advanced Computer Entertainment 50p per copy.

Issues 1 to are 47 available.


Contact: Roy Everett, 2 Coldnallhurst

Avenue, Braintree, Essex CM7 7SJ


Tel: 01376 344572

#### FOR SALE FROM MACCI

The Alternative Firmware Guide and disc only £6.00 - send to: Frank Frost at the address given on page 31.



# AND



## By TREVOR LAWRENCE

Subsequent to the publication of Trevor's endeavours under the titles of *Super Sprog*, and *Sprog Revisited*, second thoughts have produced the following few lines to improve (is this possible, we ask?) the label producer *SMALCAT*, and perhaps a box to put it in.

### INTRO

The program "SMALCAT" was thrown together hastily to illustrate the re-use of code written for a different program. Its user friendliness can readily be improved by adding:

```
185 INPUT "Disc Title or reference";d$
186 PRINT#8, " ";d$:PRINT#8
```

to print disc identification at the head of the catalogue, and:

```
42 PRINT"Make sure that the printer
   is ready, then press any key"
43 x$=INKEY$:IF x$="" THEN 43
```

<<Dare I suggest the following:->>

```
42 WHILE INP(4500)<.30:PRINT CHR$(7);
43 PRINT"Printer NOT on line":FOR n=1
   to 500:NEXT:WEND
```

This saves any headscratching when the machine appears to go into hibernation because the printer is not on line.

I have found that the DMP 2000 printer does not permit the use of "elite" (it calls it "mini") and condensed together. This may well be true of other printers. In this case it is better to opt for "condensed" and forget about the "elite" (omit CHR\$(27);"M"; from line 50).

The resulting printout is not much wider than that produced by both together - and quite a lot smaller than "elite" alone.

If you decide to use "SMALCAT" in *WACCI* magazine perhaps you would be kind enough to incorporate the above information. <<For new members and vandals who destroy their *WACCI*'s,

(Gasp!) the proggie is re-printed below. -Paul>>.

### SMALCAT.BAS

```
10 REM program to print a miniature
   disc catalogue
20 MODE 2
30 SYMBOL AFTER 256:men=HIMEN
40 MEMORY &7FFF
50 PRINT#8,CHR$(15);CHR$(27);"M";
   CHR$(27);"S0";CHR$(27);"A";CHR$(6)
60 GOSUB 260 'load machine code
70 L=1:d=PEEK(4A700):IF d =0 THEN 'A
   ELSE 'B
80 add=PEEK(4A91A+16*d)+256+PEEK(4A9
   1B+16*d):fsn=PEEK(add+15)
90 t=PEEK(add+13):spt=PEEK(add+16):
   p4=PEEK(add+2)-PEEK(add+20)
100 s=fsn:size=PEEK(add+7)+1;q4=PEEK
   (add+20):bl4=size/(4*(2^q4))
110 DIM n$(size)
120 POKE &9003,d:POKE &9006,&84
130 FOR q=1 TO bl4
140 POKE &9004,t:POKE &9005,s
150 CALL &8F00
160 GOSUB 300
170 s=s+1:IF s>spt+fsm-1 THEN s=fsm:
   t=t+1
180 NEXT q
190 FOR i=1 TO L-1 STEP 4
200 FOR j=0 TO 3
210 PRINT#8,n$(i+j);TAB(13+j+14);
220 NEXT j
230 PRINT#8
240 NEXT i
250 END
260 FOR m=&8F00 TO &8F21
```

(Cont)

### SMALCAT.BAS (Cont)

```
270 READ x:POKE m,x:NEXT m
280 RETURN
290 DATA &dd,&21,00,&90,&21,6,&90,
   cd,&4d,&4bc,&dd,&75,00,&dd,&74,1,&dd,
   &71,2,&21,0,&80,&ed,&5b,3,&90,&3a,5,
   &90,&4f,&df,0,&90,&c9
300 FOR j = &8000 TO &81E0 STEP 32
310 a$=""
320 IF PEEK(j+1)=&E5 THEN j=&81E0:
   q=bl4:GOTO 390
330 IF PEEK(j)=&E5 THEN 390
340 IF PEEK(j+12)>0 THEN 390
350 FOR k=1 TO 8:a$a+CHR$(PEEK
   (j+k)):NEXT k
360 a$a$a$+" ":FOR k=9 TO 11:a$a+
   CHR$(PEEK(j+k)):NEXT k
370 n$(L)=a$a
380 L=L+1
390 NEXT j
400 RETURN
```

Following on from all this is the paper I promised you <<no! -Paul>> relating to the articles on *PROTEXT* from Peter Ceresole. I am not sure how you will be able to produce the box-shapes so I have included copies of the relevant programs and the printer driver. It would be interesting to know whether it would work on your system with *PROMERGE* and *UTOPIA* switched off!

### BOXES FOR THE UNDER PRIVILEGED

Or, to be more precise, those of you who will have *Protext* on disc.

I found Peter Ceresole's articles on *PROTEXT* very interesting - and was particularly intrigued by the inclusion of "boxes" in a document. Unfortunately, since I have only the disc version of *PROTEXT*, without

PROMERGE or UTOPIA, several of the commands used were not available to me. I was, however able to "borrow" his ideas to make the boxes available on my system. There may be other members interested in doing the same.

#### ESSENTIAL REQUIREMENTS

- (1) 8 - bit Printer Port capability.
- (ii) A printer which includes the appropriate "box segments" among its available characters. (The Citizen 124D does.)

#### ACTION REQUIRED

- (1) Choose the keys to be used for generating the boxes.
- (2) Choose the screen display to be produced by those keys.
- (3) Modify the Printer Driver to:
  - (a) activate the printer code to set the necessary graphics mode.
  - (b) cause the chosen "segment codes" to be sent to the printer as needed.

That may sound formidable but is really quite painless!

I decided to use the "function keys" from the numeric section of the keyboard and the decimal point from the same region since all the codes which they usually generate are available from other keys - so no characters will be "lost". All these keys need to be re-defined so that the printer codes to be associated with them, may be assigned to them uniquely in the printer driver. E.G. when we associate a new printer code with the f0 key we do not want it also to take over the other 0 key. <<okep. -Paul>>

By choosing the characters to be assigned to these keys carefully, the

```

10 KEY 7,CHR$(150)
20 KEY 8,CHR$(158)
30 KEY 9,CHR$(156)
40 KEY 4,CHR$(151)
50 KEY 5,CHR$(159)
60 KEY 6,CHR$(157)
70 KEY 1,CHR$(147)
80 KEY 2,CHR$(155)
90 KEY 3,CHR$(153)
100 KEY 0,CHR$(149)
110 KEY 140,CHR$(154)
120 KEY DEF 7,1,140
  
```

FIG 1

Save as "SCRBOX"

screen display can also take the shape of boxes - satisfactory characters are available in the AMSTRAD graphics character set. (They give the boxes "solid" outlines on the screen - but I can live with that!)

The BASIC program to set these codes is shown in Figure 1.

#### DOUBLE LINE FRAMEWORK

If you really want the screen display to show the "double-line" framework to the boxes, this can be achieved with yet another "steal" from Peter's work. We need a modified version of "BOXDRAW.BAS" so see Figure 2.

```

FIG 2
10 SYMBOL AFTER 147
20 SYMBOL 159,102,102,102,231,0,
   231,102,102
30 SYMBOL 158,0,0,0,255,0,231,102,
   102
40 SYMBOL 157,102,102,102,230,6,
   230,102,102
50 SYMBOL 155,102,102,102,231,0,255
60 SYMBOL 147,102,102,102,103,96,
   127
70 SYMBOL 151,102,102,102,103,96,
   103,102,102
80 SYMBOL 153,102,102,102,230,6,254
90 SYMBOL 154,0,0,0,255,0,255,0,0
100 SYMBOL 150,0,0,0,127,96,103,
   102,102
110 SYMBOL 149,102,102,102,102,102,
   102,102,102
120 SYMBOL 156,0,0,0,254,6,230,102,
   102
  
```

The "box segments" produced and the key pad are related as shown (Fig 3) and for easy entry the (.) key is auto-repeat.

<These segments will actually be produced as double lines, not solid as shown for ease of publication. -Paul>>

FIG 3		
f	7	f7 f8 f9
†	†	f4 f5 f6
u	u	f1 f2 f3
	=	f0 .

#### THE PRINTER DRIVER (FIG 4)

```

Load PROTEXT
QUIT
RUN "SCRBOX"
?P
From Command mode, enter
SETPRINT Then follow Prompts.
  
```

```

"Set printer options (y/n)?" -[n]
"Change control codes (y/n)?" -[y]
"Press printer control letter
(A-Z)" -[a] followed by 'on' code
27,116.1 and 'off' code 27,116,0
then ESC.
  
```

```

"redefine characters (y/n)?" -[y]
f0 186
f1 200
f2 202
f3 188
f4 204
f5 206
f6 185
f7 201
f8 203
f9 187
. 205
ESC
  
```

```

"Save Printer Driver" -[y]
enter filename PROTBOX.
  
```

#### GETTING STARTED

All the pieces are now available, so to start a word processing session follow the instructions in (Fig 5)


FIG 5

1. Load PROTEXT as usual
2. QUIT
3. RUN "P8" (or whatever you call the little program to enable the 8-bit port)
4. RUN "SCRBOX"
5. RUN "BOXDRAW" (only if you want the super version of the screen display)
6. ?P
7. PRINTER PROTBOX

and away you go! - but don't forget to enter <Ctrl-X a> before trying to draw boxes. (Repeating this code switches the graphics mode off again.)

Take care, Trevor.

# GREAT



# SERIES OF YEARS GONE BYECEE ...

## DANGER - XPB By John Keneally

Once again we take you back through the mists of time to August 1987, when John, one-time guru of Canel Micros opens another door to the dungeons of the CPC.

### MAKING TRACKS

There are various utilities out now which let you have up to 208K on a standard CF2 3" disc. They do this by having more tracks, and by putting more sectors on each track. Although only 40 tracks, each having 9 sectors of 512 bytes, is the norm, it is possible to squeeze on at least 42 tracks (and maybe 44) with up to 10 sectors per track.

The Extended Disc Parameter Block (XPB) is the key to this. With care it can be patched by a small machine code program to give more sectors per track. In fact, you can have the CP/M tracks 0 and 1 in ordinary format, with the rest being 10 sector tracks if you wish. This ensures that CP/M is unaffected. (Fig 1)

To use such a disc you would need to use the BIOS FORMAT TRACK function to re-format it, then run a small program to reset the XPB each time you load the disc.

### ADDRESSES

For the CPC464, the address in memory of the XPB can be found by first getting the address held in locations &BE40 and &BE41. This address points to locations holding the address of the XPB for drives A and B, so getting the XPB address is a sort of nested PEEK:

```
xpbaddress=PEEK(PEEK(&BE40)+256*PEEK(&BE41))+
256*PEEK(PEEK(&BE40)+256*PEEK(&BE41)+1)
```

I'm not sure if this works on a 664 or 6128, but it should.

You can see that the XPB determines the number of sectors per track (up to 10) and the total number of blocks; a block is 2 sectors, ie: 1024 bytes. Note that the DSM includes the two blocks used for the directory, but excludes any blocks used to hold the CP/M system (2 tracks or 9 blocks). This is why DATA disks have 9 blocks more than SYSTEM discs. If you patch the 'sectors per track' entry, remember to also change the SPT entry. There are 4 CP/M records, each 128 bytes long, for each 512-byte sector. So for 10 sectors per track, SPT will be &28 (40 decimal). (Fig 2)

More on this subject next month maybe. Until then... John

FIG. 1

STANDARD CP/M BLOCK	NORMAL VALUE
SPT (records per track).....	format dependent
BSH (block shift).....	&03
BLM (block mask).....	&07
EXM (extent mask).....	&00
DSM (no. of blocks less one).....	format dependent
DRM (no. of dir entries less one).....	&3F
ALO (two directory blocks).....	&C0
AL1 ( ).....	&00
CKS (size of checksum vector).....	&16
OFF (number of reserved tracks).....	&02

### EXTENDED BLOCK

Byte 1 (first sector number).....	format dependent
Byte 2 (sectors per track).....	format dependent
Byte 3 (read/write gap length).....	&2A
Byte 4 (format gap length).....	&52
Byte 5 (filler byte).....	&E9
Byte 6 LOG (sector size-7).....	&02
Byte 7 (records per sector).....	&04
Byte 8 .....	various values
Byte 9 .....	various values
Byte 10 .....	various values

FIG. 2

### FORMAT DEPENDENT VALUES

VALUE	SYSTEM	DATA	IBM
SPT .....	&24	&24	&20
DSM .....	&AA	&B3	&9B
Byte 1 .....	&41	&C1	&01
Byte 2 .....	&09	&09	&08

# STORY TIME

"Oooh-err"  
by ANGELA COOK

*I had two stories from Angela. Both of them I thought were good. What do you think? You can always write your own funny story and send them to me. <<John>>*

*"Of course I know where we're going. Now be quiet, this is a difficult junction" shouted Arthur at Angela. "But dad, you haven't started the van yet, we're still parked" Angela reminded him. "Ah yes" Angela could tell he was trying to think of some excuse or witty remark. "Well, you will be learning to drive soon and I thought I would just test you and..." "Yeah dad, I know. Come on. Let's go."*

Arthur turned the key in the van and it roared to life. He took a right turn and they were away.

*"Straight up on the A27, be in London in a couple of hours" he said, taking a right turn and cutting up a old lady in a Metro. "No we won't. We need the A24 dad" said Angela, studying the map. "I just....testing you, I know."*

Before Angela could finish she was drowned out by the sound of the car horn. "Moron!" Shouted Arthur out of the window.

A little later, Angela and Arthur actually got into London. The two travelled on. They came to a stop when they arrived at the Computer Payre. "Here we are" said Arthur.

They both got out of the van and walked into the hall. There was a whole crowd of people selling all sorts of things. There were computers everywhere. There were discs, tapes, CDs, monitors, CPUs, games, serious software, books and a whole host of other computer related articles.

Angela and Arthur looked around for a while. Then they went to have a coffee and a 7 UP. They sat down and Angela started chattering on, as she always does, about nothing.

Shortly a man joined them, there were no other tables. He had a PCW. After a while two other man joined the table. They started going on about their PCs.

How many megs their hard drives were, how much memory they had, how many nano-seconds their computer worked at and the sort (typical stuff from an Aniga owner). Soon, they looked at Angela and Arthur and snootily asked "what type of PC they had." "I have a CPC actually" said Angela. "I own a PCW" said the man.

"Ohhh" came the reply from the two PC owners. After that, came out the usual "PCs are better than CPCs...." and so on. After twenty minutes of arguing between the five of them. Arthur winked at Angela. "How many nano-seconds does your PC work at?" he asked. "75" said the man, haughtily. "How fast can you type?" asked Angela, then promptly got up and walked out.

The man sat agog. Arthur and the other man walked out, dying of laughter.

"It's a pity some one from WACCI couldn't turn up" commented Angela on the way out, waving smugly at the two PC owners.

"If we went north Peter Campbell might be there" replied Arthur, tripping over a slug. "Trouble is dad, we live in Sussex, Peter lives in Scotland" said Angela.

Arthur unlocked the door and Angela got into the van. Arthur walked round to the other side, the wind was picking up a bit. He got into the van and fastened his seat belt. He leant forward to grab the door, when the wind pushed it forward and copped him on the top of the head. "Ohhhhhh" said Arthur, Angela just cackled.

On their journey back to Worthing, Dad cut up a blue Sierra. Suddenly there was a blue flashing light and a siren. A plain clothes policeman came to the door. "You can't drive like that sir, what were you thinking of" "Sorry

officer" said Arthur, pointing to the side of the van he said "I am from Worthing you see and I'm not used to driving in London, I got a bit scared." On the side of the van, was displayed, A. J. Cook. Floor and Wall Tiler, Worthing.

The policeman seemed to accept that and walked away. As he did he said to his work mate, "Stupid man's from the coun'ry".

Arthur drove off. Presently, they were waiting at a junction. Cars were whizzing by left and right. Arthur was hunched over the wheel, when he suddenly turned to Angela and said. "Why have we stopped here?" Angela was amazed by this comment. She pointed ahead of them and said "traffic lights", in a dense tone. "Oh" said Arthur, "didn't see them."

They travelled back with music blaring from the stereo to keep them awake. Suddenly a deafening screeching came from the stereo. It changed pitch. Angela quickly turned the cassette off. "Sorry dad" she said, "I must have not fully recorded over a computer tape." After that they did not play any music.

They soon came to a big roundabout. For the ten minutes previously, they had both been saying not to take the third exit. They got to the roundabout and took the third exit. "Well, we can get the next roundabout and come back" said Arthur.

Before they got to the next roundabout, Angela had fallen asleep, she was dreaming of owning AMSTRAD and putting Alan Sugar in jail for not supporting his machines. Arthur drove over a bump and Angela banged her head on the window.

"Nearly home" said Arthur. It was at that moment that Angela noticed a road sign saying You Are Now Leaving Liverpool. "Dad!" she shouted. "What?" he said, innocently.

# CURSOR KEYS THE HISTORY

ALL THOSE FUNNY KEYS by JOHN HUDSON

*Anyone who uses VDE, Supercalc, dBASE or a number of other older programs may wonder why they use such funny keys, especially for moving the cursor around.*

## INTRO

The reason is that arrow keys only became a regular feature of micro-computer keyboards after the arrival of the IBM PC which, in its earliest version, had them on the numeric keypad. The first micro-computer I used had a typewriter keyboard plus ESC, CTRL and LF (line-feed). So software writers had to assign some keys to controlling the cursor and other necessary functions.

## PRINTER AGREEMENT

Everyone agreed that CTRL-P should turn the printer on and off; so in CP/M and dBASE it does just that. If you want to print out a directory listing in CP/M, enter DIR<CTRL-P><RETURN> and, as long as your printer is on, you will get a printout of whatever appears on screen. Press CTRL-P when it has finished or you will get all your subsequent commands printed as well! In VDE, WordStar and all similar word-processors, CTRL-P initiates a printer control sequence, the second letter specifying exactly what should happen but this is only acted upon once you have begun printing; so CTRL-PB prints bold, CTRL-PD is doublestrike, CTRL-PS is underScore and so on. As with CTRL-P, you repeat the command to stop the effect.

## THE UPS AND DOWNS

There were several attempts to agree on which keys should control cursor movement and we are left with three on the CPC. The most common is the ESDX diaomnd in which CTRL-E moves up, CTRL-X moves down, CTRL-S moves left and CTRL-D moves right - an arrangement I had used for some six years before getting a CPC and some arrow keys to play with!

CP/M uses CTRL-A to move left and CTRL-F to move right and LOGO uses yet another group of keys for cursor movement but, if you follow the instructions for installing LOGO, you will find you can ignore these and use the arrow keys anyway. So we will pass over them swiftly.

The most likely reason for wanting to use CTRL-A or CTRL-F in CP/M is that you have spotted a mistake in a long command like:

```
SET B:[ACCESS-ON,UNDATE-ON
```

and you want to go back and correct UNDATE to UPDATE. You can use CTRL-A to get back to the N and then delete it either with CTRL-G if the cursor is over the letter or with CTRL-H if it is over the D.

## AN OLD PURIST

Many older programs use CTRL-G and CTRL-H as the equivalents of CLR and DEL but some, like Supercalc, follow the purist definition of BACKSPACE, which is what CTRL-H replaced on the typewriter, and simply backspace the cursor without deleting! So you need to try them out on older CP/M programs to find out how they work as generic CP/M programs often do not know about and will not respond to the CPC keys.

After making such a correction in a CP/M command, you can simply press <RETURN> and the command will be carried out. You don't have to go to the end of the line as when using a word processor.

When you are using a word processor <RETURN> normally sends two codes, a carriage return (CR) and line feed (LF) - which can be sent separately with CTRL-M and CTRL-J though, for most purposes, CTRL-M can be treated as the equivalent to <RETURN>. The one

exception is when using PIP. You can use PIP to create short files with commands like:

```
PIP example.sub-con:<RETURN>
```

When you enter such a command, PIP will engage in some disc activity and then go silent with the cursor at the beginning of the next line. You can then type in a command such as:

```
language 3
```

but, when you get to the end of the line, you cannot use <RETURN> because PIP cannot translate <RETURN> into its two separate commands; you have to use CTRL-M followed by CTRL-J and you will see them in action as you enter them. You can then add another line, such as the following:

```
setkeys keys6128.vde<CTRL-M><CTRL-J>
```

and so on until you have finished creating the relevant SUBMIT file. To finish the whole operation, you must enter CTRL-Z which is the CP/M end-of-file marker. At this point, the disc drive will whirl into action as PIP saves the file to disc.

## ZEE NOTEPAD

CTRL-Z is also worth knowing if you are a Notepad user or if you want to transfer files from another non-CP/M computer as you can transfer files to the CPC using PIP. I set my CPC serial interface to 4800 with SETSYS 4800 and have the Notepad set to the same speed using the printer menu. I enter:

```
PIP filename.ext-aux:
```

on the CPC and, from the document menu (not the printer menu!) on the Notepad I enter Menu-T-S.

At the end of the transmission, PIP needs to receive CTRL-Z. This is the

right arrow key six characters from the right on the top line of the Symbol-Menu screen.

You can either open a separate document with the single character 'CTRL-Z' in it and send that after the file. Or you can add CTRL-Z to the end of whatever file you want to send before you send it.

#### ZEE PIP

When you send CTRL-Z, the disc drive whirs as PIP writes the document to file. As PIP holds everything in memory up to this time, you cannot use this technique for very long files but I have safely transferred files of over 30K and it is by far the simplest way of transferring files to the CPC using a serial interface.

#### SUMMARY TIME

Summarising we can see a pattern emerging on the keyboard:

Q	W	E	R	T	Y	U	I	O	P
up					print				
A	S	D	F	G	H	J	K	L	;
left	right	delete		LF					
Z	X	C	V	B	N	M	,	.	
down				CR					

The cursor movement keys are all on the left of the keyboard while the delete and <RETURN> keys are together. This basic pattern then influenced the other combinations which people developed, though from here on, the differences exceed the similarities.

On the left hand side of the keyboard, CTRL-R and CTRL-C were used in WordStar and dBASE to move up and down a screenful rather than a line at a time as with CTRL-E and CTRL-X. In WordStar and VDE, Q before a command meant 'Quick'. So CTRL-QS took you to the left of the screen, CTRL-QD to the right, CTRL-QE to the top and CTRL-QX to the bottom. By extension, CTRL-QR took you to the start of the document and CTRL-QC to the end.

On the right hand side of the keyboard, CTRL-I was already being used for TAB and CTRL-L for forafeeds by some programs so CTRL-O and CTRL-K

were used by WordStar and VDE in similar ways to CTRL-P. CTRL-O changes the 'On-screen' appearance of the document while CTRL-K initiates all the main editing commands.

CTRL-OC centres text and CTRL-OL and CTRL-OR set the margins; CTRL-KB marks the start of a block and CTRL-KK marks the end of a block; CTRL-KC copies, CTRL-KH hides, CTRL-KS saves a document, CTRL-KX exits and so on.

In the middle of the keyboard, CTRL-Y was used to delete a line and CTRL-T to delete a word; CTRL-U usually undelates or cancels the last command, in dBASE it deletes or undelates a record depending on its current status; so all the delete keys are together!

Finally, CTRL-V is almost always used to turn INSERT ON or OFF.

#### BLESS THE THOUGHT

When arrow keys and then function keys became commonplace on computer keyboards, Arnor and others were able to simplify this system. But though many people heaved a sigh of relief, it wasn't always the blessing it may have appeared. Common key definitions:

Q	W	E	R	T	Y	U	I	O	P
<---up-->					undeleate print				
A	S	D	F	G	H	J	K	L	;
left	right	delete		LF					
Z	X	C	V	B	N	M	,	.	
<-down-->				insert CR					
on/off									

Though there were differences between programs - save is CTRL-W in dBASE, CTRL-RS in VDE and /S in Supercalc - at least the keys were all in the same places on the keyboard. There is no agreement about where the arrow keys and the function keys on a keyboard should appear. So changing computer often means learning new locations whereas I can sit down to WordStar, VDE, Supercalc or dBASE on any computer and know that the combinations I learned on the very first computer I used fourteen years

ago will be in the same places today. IBM has realised the advantages of the old system and is trying to promote a new system called Common User Access which will make the ways people have to interact with different software the same.

#### AND THERE'S MORE

There are a few more useful commands from the early days which are worth knowing. CTRL-W or CTRL-R recall the last line typed. CTRL-W works with CP/M and is particularly useful when you have typed in a long command, pressed <RETURN> and got an error message because of a typing error. Using CTRL-W, you recall the line and use CTRL-A, CTRL-F and CTRL-G (or H) to correct the error.

You can also use it if you are searching for a file in a batch of high capacity floppy discs; if you have your CP/M system disc in drive A: and enter:

```
dir b:\lostfile.ext(user=all<RETURN>)
```

then every time CP/M throws up 'No file' you can put in another disc, and press <CTRL-W><RETURN> to get it to carry on the search on another disc without having to type in the whole command again.

Several programs, including CP/M's successor on the PC, DR DOS, use CTRL-R in the same way though dBASE doesn't wait for you to press <RETURN>; it simply carries out the last command.

#### AND FINALLY...

Finally, CTRL-C is used in CP/M to cancel the operation of a command and can be very useful, for example, to stop a long document on which you have just used TYPE from scrolling all the way through. Useful CP/M control keys:

- A - move left
- B - move to start or end of line
- C - cancel
- F - move right
- G - delete letter under cursor
- H - backspace (delete)
- J - line feed
- M - carriage return
- P - echo/cancel echo to printer
- W - recall last line typed
- Z - end-of-file marker.

John.



# An Exporting Experience



Bob Moffatt shows us that he can't tell a kiwi from a kangaroo, but has some ideas on exporting MASTERCALC data.

*John Court, one of our New Zealand members, wanted to transfer some Mastercalc files on to a PC. The CPC emulator (PD Disc 98) didn't let John print Mastercalc files and so he wrote to Doug Webb ..... who wrote to Bob Moffatt .... who phoned Stuart Gascoigne. The WACCI help-line sprang into action resulting in this letter to New Zealand.*

Thank you for your letter and the disc, which I return and hope has survived the rigours of crossing the world. I haven't attempted to put right the sectors on side A - I am a disc doctor (failed)!

When Doug Webb first alerted me to your problem I wrote back to him suggesting that perhaps you were a pirate - it sounded to me as if you had not got the manuals - print to file routines are not covered particularly well in the MASTERFILE programme and I had assumed that the same applied to MASTERCALC. I apologise for thinking such thoughts!

I talked to Stuart Gascoigne who wrote the review of CPCEMU to see if he could explain the difficulty. He told me that most of the print routines are hardware embedded (whatever that means) and therefore are not directly available from CPCEMU.

Meanwhile I got copies of CPC EMU v0.8 and 0.9 from the library. This wasn't a great deal of use because I don't own a PC. I do have one at work but we are rather fussy about bringing strange discs in (and in doing private business at work). I therefore wanted to wait until the IT section has time to check the EMU for viruses before using it at work.

A small diversion. Youngest son bought himself a PC for Christmas and

then went back to university leaving the computer at home - he's got a CPC 6128, knows how to use it, can afford to insure it and also knows that if he takes the PC to university he will pass the hours playing games rather than working. The end result is that I've got it.

I was about to start looking at your problem when your letter arrived. It convinced me that you were not a pirate and made me revisit your little problem.

First of all I am delighted to hear that you can create ASCII files from MasterFILE and squeeze them into Microsoft "Works for Windows" (WFW) - this is something I haven't attempted if only because I first saw WFW a month ago and haven't worked or played with it yet. This made me look at the differences between Masterfile and Mastercalc to see why you were having a problem. I hope that I have got things right and all is now clear to me. <<Gosh, Bob's got it! -Paul>>

MasterFILE has an export facility - which produces ASCII files - and MasterCALC doesn't. (I am writing 'FILE' and 'CALC' in uppercase to help discriminate between the two programmes). To create ASCII files from MasterCALC you have to write a small USER BASIC file. USER BASIC is a term used in both MasterFILE and MasterCALC to describe additions you,

the user, can create to read from or write to any cell in the spreadsheet.

Another digression - what a grasshopper mind! Shortly after subscribing to WACCI I noticed a letter in FAIR COMMENT asking what the USER BASIC facility in MasterFILE did. I replied with a letter which was modified by Joolz (the then FAIR COMMENT editor) into an article - Issue 32, page 16 according to the wonderful Frank Weatherway Index. I was horrified, having had no intention to write an article, but without that push I would never have contributed to the club. Joolz has a lot to answer for perhaps. <<Very true. -Paul>>

I can't tell you how to get your MasterCALC files into WFW but if you can do it for a MasterFILE ASCII file, then I think I can help you make similar files from MasterCALC.

At this point I rang Paul Derryhouse. He was doing the dishes and I was putting off supper to write this letter. Paul had your phone number as I wanted to ring you to tell you how to hack the problem - no reply so I expect you were enjoying a midsummer morning (Jan 10, 7.15pm GMT).

To get MasterCALC files into exportable form a bit of USER BASIC is required. You do this by loading (not running) MC128.BAS and then adding some more lines. The major decision is to decide what order you want the ASCII file to be in. That will depend on the programme you are exporting to, here you are the expert.

The USER BASIC programme you are about to write has to look at each

EXAMPLE MasterCALC FILE

	1	2	3	4	5
1		Jan	Feb	Mar	R Totals
2	Computers	10000	5000	2000	17000
3	Software	800	400	200	1400
4	Maintenance	40	50	60	150
5	Check Sum				18550
6	Col Totals	10840	5450	2260	18550
7					

FIGURE 1 - WACCIEK1.BIN

cell in the spreadsheet and then write it, in the sequence you or your PC wants as a file.

This is getting complicated. Let's work an example. You have a MasterCALC screen which looks like Figure 1 above.

Across the top are column names and the left hand column has row names. The rest of the spreadsheet has figures or calculated totals. To help you play with the idea I have copied the file on to your disc. It is called WACCIEK1.BIN.

Now let's try some experiments. You will need a disc with copies of the MasterCALC programmes 'MC128.BAS', 'MC128AR.BIN' and 'MC128MC.BIN' on it. It would be nice to start with a clean disc but if that is difficult then start with a disc with say 20k free. Start by copying WACCIEK1.BIN on to the disc.

The first experiment is to edit MC128.BAS by inserting some USER BASIC which will extract a cell from the spreadsheet and make a new file, in ASCII, and copy it to a new file on the disc.

Reset the computer and 'Load 'MC128.BAS''. 'List' the programme you have just loaded. We seem to be using the same version of MasterCALC (2.2) and so you can expect to see something like Figure 2.

Line 10 sets the variables MC, GETC and PUTC to values of addresses in the machine code of MasterCALC. These

```

10 MC=46000:GETC=46002:PUTC=46005
   :IND$=" "
30 MEMORY &27FF
50 LOAD"MC128AR",43000
60 LOAD"MC128MC",MC
61 POKE &8792,&E8:POKE &8793,&97:
   POKE &8798,&E8:POKE &879C,&97
70 INK 0,23:INK 1,0:BORDER 23:
   PAPER 0:PEN 1
100 CALL MC
110 MODE 2:LIST
    
```

FIGURE 2 - MC128.BAS

addresses are the starting points of code which will dig into your spreadsheet data which is held in the computer memory when you have loaded the spreadsheet using normal MasterCALC procedures. If you CALL these addresses from BASIC (USER BASIC in the case of MasterCALC) the computer will dash off into machine code, carry out their functions and then return to BASIC.

The code which starts at the address indicated by GETC gets one cell of the spreadsheet and puts it into a variable chosen by you. To do this the code has to know which cell you want to get and the name of the variable you want to assign it to. The context of the whole instruction is:

```
CALL GETC, row, column, @name$, @ind$
```

'Row' and 'column' are the variables which point to the target cell. @name\$ is the name (you chose it) of

the variable which will hold the answer (it - the space allocated, not the name length) needs to be at least 24 characters wide). @ind\$ is an indicator which tells what sort of information (number or text) was found by the machine code. A line of User Basic reading:

```
CALL GETC,3,4,@price$,@ind$
```

would go into the spreadsheet at row 3, column 4, get the contents of the cell (200 in the case of the file 'WACCIEK1.BIN'), and stuff it into a string variable called price\$. You don't have to use price\$, you can use any variable name that is free. I tend to use n\$ (and will do so a few paragraphs from now). ind\$ would contain 'V' to show a numeric Value has been found in the cell. What happens now is entirely up to you (or the programme you will have to write).



User Basic is written by loading MC128.BAS, editing it by adding normal BASIC after line 100 (remove line 110, that just lists MC128.bas) and then saving it. The next time you run MasterCALC if you select [X] from the top MasterCALC menu the programme you have written in User Basic will be run. Needless to say (but I will) if you don't select X while in the top menu MasterCALC will do nothing but perform just as it used to.

Let's start with a simple example. I want to write some User Basic which will get the contents of row 3, column 4 from the file 'WACCIEK1.BIN' and store the information on disc in a file called 'MYDATA'. If you look at Figure 1 you will see that we are expecting a value of 200 (Cost of software in March).

Make sure that you have a disc with a little space and a copy of MC128.BAS, MC128MC.BIN and MC128AR.BIN on it. Here's what to do:

1. Load MC128.BAS and LIST it.
2. Delete line 110  
(110 MODE 2: LIST in my version)
3. Insert the following new lines of Basic:

```
110 OPENOUT "mydata":
REM name of file to hold data
120 n$=space$(24):
REM manual says so; works for me
130 CALL getc,3,4,&n$,&ind$:
REM n$ instead of price$
140 IF ind$="E" THEN GOTO 1000:
REM PROBLEM!!!
150 IF ind$="T" THEN WRITE #9,n$
ELSE WRITE #9,VAL(n$)
160 CLOSEOUT
170 GOTO 100:REM Back to machine code
1000 PRINT "You have an overflow
problem. There is an error in
cell 3,4. You may have divided
by 0":STOP
```

(In line 120 n\$ is set to the length of the longest string variable in the data base, the manual suggests a default value of 24.)

4. Save the programme as (say) UBTEST1.
5. Run UBTEST1, it will load MasterCALC. From MasterCALC load 'WACCIE1.BIN'. You should see a screen like Fig 1.
6. Press [CONTROL]+[X] and you should get back to the main menu.
7. At the main menu press [X] again.

This should put the programme into User Basic. There will be a very short pause and then the disc drive should start to write a new file - MYDATA.

8. CAT the disc. There should be a new file 'MYDATA.BIN' which consists just the value in cell 3,4 - 200.

To extend the principle and read an entire spreadsheet we just need to add

two FOR/NEXT loops (or WHILE WEND if you prefer):

```
110 OPENOUT "mydata":REM name of file
to hold data.
120 n$=space$(24)
122 FOR row= 1 to 5
124 FOR col= 1 to 5
130 CALL getc,row,col,&n$,&ind$:
140 IF ind$="E" THEN GOTO 1000
150 IF ind$="T" THEN WRITE #9,n$
ELSE WRITE #9,VAL(n$)
152 NEXT col
154 NEXT row
160 CLOSEOUT
170 GOTO 100:REM Back to machine code
1000 PRINT "You have an overflow
problem. There is an error in
cell":row,col: ". You may have
divided by 0":STOP
```

(I have not been able to test line 1000 at all.)

The above programme can form the basis of a more general purpose (and friendlier) file converter eg:

```
105 INPUT "What filename do you want
to use? ",file$
110 OPENOUT file$
```

will add flexibility <<I just love a flexible friend. -Paul>> and something like the following:

```
112 Input "Start at which row? ",strow
113 Input "End at which row? ",endrow
114 Input "Start at which column? ",
stcol
115 Input "End at which column? ",
endcol
120 n$=space$(24)
122 FOR row= strow to endrow
124 FOR col= stcol to endcol
```

would greatly increase usefulness. If your input facility on the PC prefers Comma Delimited ASCII (CDA) files:

```
151 Write #9,""
```

might do the trick. (I haven't tested this idea). Add a few nutgraps, for example you may want to allow for corrections after line 115:

```
116 Input "Change any of the above
(y/n)? ";answer$
117 answer$=upper$(answer$)
118 if answer$="N" goto 120
119 closeout:goto 105
```

(not tested either) - and you will soon have a lengthy (and hopefully useful) programme.

Hope this has been of some use and that you will now be able to transfer your MasterCALC files to your PC without too much difficulty. Bob.

#### CRYSTALX SOFTWARE PRESENTS: STELLAR OUTPOST

*Played on a turn by turn basis, this game puts you in charge of an eight strong troop of soldiers who are teleported into a complex over-run by aliens. They have destroyed the generators which power the complex and have killed the spy who stole a valuable "security item" from your ship.*

*Your troop must recover this "security item" as well as bringing the generators back on-line to be able to teleport back.*

*Use the navigators to locate the aliens, your engineers to clear a pathway, your medic to keep everyone healthy and leave the fighting to your troops.*

*The layout of the complex is generated at the start of every game, so you have a new challenge everytime you play.*

*FEATURES: Hidden movement; you don't see the aliens move. Menu Driven; choose what you want to do from a list of options. Load/Save; you can resume a game another day. Keyboard/Joystick; both are scanned so you can use either. Many Objects; to use to your advantage.*

*An excellent one player strategy game for the Amstrad CPC series, scoring a massive 85% when reviewed in Amstrad Action. "I could spend all day explaining how this game works because it's incredibly detailed.....", ".....It has rules simple enough for the complete beginner, yet it still poses a challenge to the experienced player." - Simon Forrester, Amstrad Action.*

*Available only direct from the software house at the special WACCI members price of £2.50 Tape or £3.99 Disc. Please make cheque payable A Swinbourne. Send to: CrystalX Software, 11 Vicarage View, Redditch, Worcs. B97 4RF*

# Pedal Power

WITH  
STEVE COOPS



How would you like hands-off control on one of your games/utilities? If the answer is yes then you may need the "Coops Cheap and Cheerful Pedals unit." My design, as with the commercial one, replaces the UP/DOWN movement of the joystick leaving it free for the LEFT/RIGHT movements. For example on a car type race game you could control the steering on the joystick and the accelerator, brake on the pedals, or you may have ideas of your own(??) Also included in my design is the ability to leave the joystick permanently left plugged into your machine and the Pedals Unit/Joystick (UP/DOWN movement) functions being swapped over by a switch. Now enough of this twiddle and I'll explain how you can build it.

## MATERIALS REQUIRED

Before I can go any further it should be noted that some experience of soldering and simple DIY skills will be required. <<That's me out. -Paul>>

- 2 No: 4" by 7" pieces of 8mm ply for the pedals.
  - 1 No: 7" by 10" piece of 8mm ply for the base.
  - 2 No: 2" hinges.
  - 1 No: 4" L bracket.
  - 2 No: N/O reed switch and magnet (burglar alarm type).
  - 1 No: D.P.D.T switch (any type).
  - 2 No: extension springs or elastic bands (see text)
  - 1 No: nine pin D-plug.
  - 1 No: nine pin D-socket.
  - 1 No: split pin or 1" nail.
- General:  
C/S 1/2" screws to fit bracket and hinges.  
C/S 3/4" screws to fit reed switch and magnet.

Equipment, wire and solder.

There should not be any real difficulty in obtaining the parts. Electrical components can be bought from Maplin or Tandy stores. Make sure that the reed switches are the type with contacts that only close when the

switch is within an inch of the magnet and no more i.e. greater than an inch. The only problem I can see in obtaining parts is the extension springs as I had these in a "bits" box at home. However there is no reason why elastic bands cannot be used.

## CONSTRUCTION

NB: Please read through the following very carefully before starting on construction.

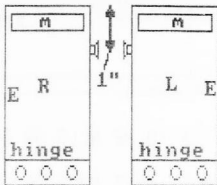


FIGURE 1

First of all put the two pieces of ply to use for the pedals in front of you and mark the undersides "L" and "R" respectively. Fig 1 shows the position of the reed switch magnets and the

hinges which are screwed to the underside of the pedals. Note that on each pedal that there is a screw 1" from the top edge on each pedal which is used to hook one end of the elastic band/spring. Screw this in one edge as shown but leave the head and part of the screw shaft visible.

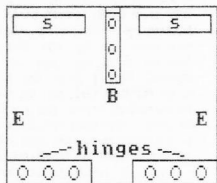


FIGURE 2

Now our attention turns to the base, shown in Fig 2. Screw the pedal hinges at the position shown, making sure that the magnets are on the inside of the unit when swung over. Also that edges marked "E" on the pedals line up with edges marked "E" on the base, and that the spring/elastic band mounting screws face the centre. Next screw the reed switch to the base as shown. Note that certain types of reed switch may require wiring up first. (See WIRING.) Then screw the bracket in position with the upright part facing the outside.

Finally pass two springs (or elastic bands) through the top upright hole of the bracket (from the hinge end) and retain with an opened out split pin or

nail (with the point removed). Then hook the other end of the spring or elastic band to the pedals.

#### WIRING

Figure 3 shows the wiring diagram of the pedals unit. The D-plug/socket and D P D T switch are shown from the rear (common pins on the switch are in the centre). Wires marked A, B and C go to the pedals unit so make sure you leave the wires long enough.

You mount the D-plug/socket and switch into a small box with the wires to the pedals unit coming out of a hole in the side but I just left my unit un-housed.

#### TESTING

With the joystick plugged into the socket on the pedals unit and the pedal unit plugged into your computer waggle it from side to side and you should get the response of a number of cursor left right arrows being printed on the screen. Next push the joystick up and down and you should get up and down arrows on the screen; if not try flicking the switch across. In both cases watch out for auto fire type joysticks which can lock out the keyboard. Finally flick the switch across and check that you get the up and down cursor arrows when you apply the pedals. Also check with the switch in this position that the joysticks up and down movement has been disabled.

If for any reason nothing happen then check the wiring especially at the plug and socket because these are wired in mirror image.

Now my time is up, so until next time happy driving. By the way, don't wire the pedals the wrong way round for accelerator and brake like I did at first!!  
*Steve.*

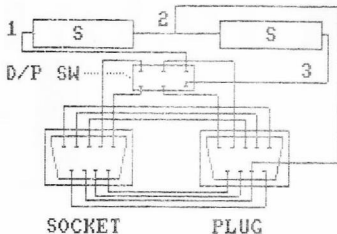
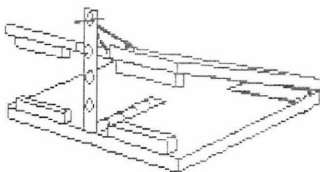


FIGURE 3 - THE WIRING DIAGRAM



## THE COOP'S CHEAP AND CHEERFUL PEDAL UNIT

THE WACCI CONVENTION IS TO BE HELD ON SUNDAY, 24 SEPTEMBER 1995

AT THE BESCOT STADIUM - THE HOME OF WALSALL FOOTBALL CLUB

*The Bescot Stadium is located 1 mile from M6, junction 9 and 100 yards from Bescot Railway Station.*

*It has extensive free car parking for 1,200 vehicles.*

*Helicopter landing facilities are available!*

# WHO'S WHO

EDITOR: PAUL DWERRYHOUSE, 7 BRUNSWOOD GREEN, HAWARDEN, DEESIDE, CLWYD, CH5 3JA  
Telephone 01244 534942 (7.00pm to 9.00pm PLEASE)

**FAIR COMMENT AND MARKET STALL**  
Angie Hardwick (01922 476293)  
23 Station Place, Blorwich  
Walsall, West Midlands WS3 2PH

**IN THE DARK**  
Richard Smith  
1B Perryfields Road, Bromsgrove  
Worcs. B61 8SY

**DISCOUNTS**  
Stamper J Metcalfe (01142) 461743  
32 Moorwoods Avenue, Chapletown,  
Sheffield, S30 4WA

**WACCI REVISITED**  
Mark Johnson (01375) 677631  
13 Ashway, Corringham  
Essex SS17 9EB

**GREAT WACCI SERIES**  
Richard Duggan  
Flat 15 Hughengen Ct, Mount Pleasant Rd  
Hasting, East Sussex TN34 3ST

**PD SCENE**  
David Crookes  
37 Trinningham Drive,  
Bury, Lancs BL8 1JW

**ACCOMPLICE TO THE EDITOR**  
Ron Izett  
c/o WACCI HQ  
address as above

**BOOK LIBRARY & COMPETITION SPOT**  
John Bowley (01733) 260616  
97 Tirington, Bretton  
Peterborough, PE3 9XT

**TAPE LIBRARY**  
Arthur Cook (0903) 206739  
Brympton Cottage, Brunswick Road  
Worthing, Sussex BN11 3WQ

**VERY BASIC BASIC**  
Alan Tilling  
65 Lawrence Road, Altrincham  
Cheshire, WA14 4EL

**WACCI HOMEGROWN DISC LIBRARY**  
Dave Stitson  
4 Connaught Avenue, Mutley,  
Plymouth, PL4 7BX

**PD LIBRARY - DISCS 1 TO 18**  
Dave Stitson  
4 Connaught Avenue, Mutley,  
Plymouth, PL4 7BX

**PD LIBRARY - DISCS 19 TO 54**  
Stuart Gascoigne  
24 Ketch Road, Lower Knowle  
Bristol, BS3 5DQ

**PD LIBRARY - DISCS 55 TO 84**  
Ian Parker,  
24 Oxford Drive, West Meads,  
Bognor Regis, West Sussex, PO21 5QU

**PD LIBRARY - DISCS 85 onwards**  
Doug Webb (01257) 263866  
4 Lindsay Drive, Chorley,  
Lancs, PR7 2QL

**WACCI SERVICES**  
Frank Frost  
4 Rectory Close  
Wootton, Ryde  
Isle of Wight  
PO33 4QB  
Phone (01983) 882197

Ex-software house discs ready  
formatted and labelled. £1  
each and the minimum order  
is TWO 3" discs.  
  
The Alternative Firmware  
Guide and disc only £5.00

**PAST WACCI'S**  
Frank Weatherway  
3 Clebe Close  
Rayleigh  
Essex  
SS6 9HL  
Phone (01268) 784742

21, 32, 34 .... 50p inc p&p  
36 to 38 inc ... 50p inc p&p  
40 to 44 inc ... 50p inc p&p  
46 to 69 inc ... 50p inc p&p  
70 to 73 inc.... £1 inc p&p  
75 to 79 inc ... £1 inc p&p  
80 onwards ..... £1.50 ditto

## SUBSCRIPTION FORM (89)

NB: *Subscription includes club membership.*

UK \_\_\_\_\_ ISSUES @ £1.50 EACH = £ \_\_\_\_\_

EUROPE \_\_\_\_\_ ISSUES @ £2.00 EACH = £ \_\_\_\_\_

OVERSEAS \_\_\_\_\_ ISSUES @ £2.50 EACH = £ \_\_\_\_\_

NAME \_\_\_\_\_ PHONE \_\_\_\_\_

ADDRESS \_\_\_\_\_

\_\_\_\_\_

\_\_\_\_\_ POSTCODE \_\_\_\_\_

From: \_\_\_\_\_ To: \_\_\_\_\_

Please send your cheque  
or Postal Order to:

**WACCI**  
7 Brunswood Green  
HAWARDEN  
Deeside  
CLWYD, CH5 3JA

Cheques payable to  
WACCI please.

SAE needed for receipt.

## Attention All PCW Users!

Q. Are you hoarding software for the Amstrad PCW/PcW and which you no longer require?

Q. Are you looking to acquire a particular piece of software for your PCW?

Q. Does the cost of placing an advertisement in the national PCW magazines put you off?

If the answer to any of these questions is "Yes", then the PCW "Software-*Link*" database may be able to help you.

PCW "Software-*Link*" was conceived a year ago when it became clear that thousands of PCW users had odd pieces of software they no longer required, and many hundreds of users looking for a variety of software, especially those which are no longer in production. What was needed was a method of putting buyers and sellers touch with one another, hence PCW "Software-*Link*" was born, and has now assisted hundreds of PCW users.

Currently, there are some 250 individual pieces of PCW software registered on the database as being available for sale or exchange (including games, spreadsheets, word processing and utilities etc.), plus in the region of 100 separate pieces of software sought by a number of users.

To access the database for sales or purchases, there is a one-off (minimal) fee for a three month period. To obtain full details of how the service operates, and how it may assist you, simply send a large sae to:

**The Database Manager, PCW "Software-*Link*", Dept WACCI,  
19, Portfield Close, BEXHILL-ON-SEA, East Sussex, TN40 2ER.**

---

PCW "Software-*Link*" is run as a service to PCW users on an entirely voluntary, non-profit-making basis.