
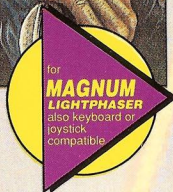



**MAGNUM***Light Phaser*

Take on the role of the most famous outlaw of them all - Billy the Kid. Come out with both guns blazing in this game of Western Gunslinging action!

**BILLY THE KID****BILLY THE KID****SIDE A: MAGNUM LIGHT PHASER GUN****SIDE B: JOYSTICK/KEYBOARD****LOADING INSTRUCTIONS**

464: Press CTRL and small ENTER. Press PLAY.

6128: Type ITAPE and press RETURN.

Press small CONTROL and ENTER. Press PLAY

**GAMEPLAY**

Your first task is to practice your shooting skills until you are good enough to be a real outlaw. Shoot cans and bottles off posts and keep cans in the air by continually shooting them until you prove that you're a true sharp shooter. If you get through this first section you decide to rob a bank but unfortunately for you the law catches up with you and you get trapped inside. You must shoot your way out and get rid of all of the posse. But don't kill civilians or you'll lose valuable points!

Such anti-social behaviour has really upset the local Sheriff and he challenges you to a showdown at High Noon. As the computer counts down, take five paces back then turn and shoot! A good shot will keep you out of the clutches of the law but a slow draw or a miss will mean jail for a long time.....

**JOYSTICK/KEYBOARD CONTROLS** - you can use a compatible joystick or Keyboard using the following keys:

K - LEFT  
A - DOWNL - RIGHT  
SPACE - FIRE

Q - UP

**WARNING:** ALL RIGHTS OF THE PRODUCER AND THE OWNER OF THE WORK REPRODUCED RESERVED. UNAUTHORISED COPYING, HIRING, LENDING, PUBLIC PERFORMANCE, RADIO OR TV BROADCAST OR DIFFUSION OF THIS CASSETTE PROHIBITED. THIS PROGRAMME IS SOLD ACCORDING TO VIRGIN MASTERTRONIC TERMS OF TRADE AND CONDITIONS OF SALE COPIES OF WHICH ARE AVAILABLE ON REQUEST.

Virgin Mastertronic Limited 1989

Made in Great Britain

## BILLY THE KID -ITALIANO

LATO A: PISTOLA MAGNUM LIGHT PHASER

LATO B: JOYSTICK/TASTIERA

### ISTRUZIONI DI CARICAMENTO

464 : Premi CTRL e INVIO piccolo. Premi PLAY.

6128 : Batti TAPE e premi RETURN.

Premi CTRL piccolo e INVIO. Premi PLAY.

### CONTROLLI TASTIERA

SINISTRA - K

DESTRA - L

SU - Q

GIU - A

BARRA - FUOCO

## BILLY THE KID -DEUTSCH

SEITE A: MAGNUM LIGHT PHASER-SPIEL

SEITE B: JOYSTICK/TASTATUR

### LADEANWEISUNGEN

464 : Auf CTRL und die kleine ENTER-Taste drücken. Auf PLAY drücken.

6128: ITAPE eintippen und auf RETURN drücken.  
Auf CTRL und die kleine ENTER-Taste drücken.  
Auf PLAY drücken.

## TASTATURSTEUERUNG

LINKS - K

RECHTS - L

HOCH - Q

RUNTER - A

LEERTASTE - FEUER

## BILLY THE KID -FRANÇAIS

FACE A : PISTOLET MAGNUM LIGHT PHASER

FACE B : MANCHE A BALAI/CLAVIER

### INSTRUCTIONS DE CHARGEMENT

464 : Appuyez sur CTRL et petit ENTER.

Appuyez sur PLAY

6128: TAPÉZ ITAPE et appuyez sur RETURN.

Appuyez sur CONTROL et le petit ENTER.

Appuyez sur PLAY.

### COMMANDES AU CLAVIER - O

A GAUCHE - K

A DROITE - L

VERS LE HAUT - Q

VERS LE BAS - A

BARRE D'ESPACEMENT - FEU

## BILLY THE KID - ESPAÑA

CARA A: MAGNUM LIGHT PHASER GUN

CARA B: JOYSTICK/TECLADO

### INSTRUCCIONES DE CARGA

464 : Pulsar CTRL y la tecla ENTER pequena.  
Pulsar PLAY.

6128 : Teclear ITAPE y .N.  
Pulsar CONTROL y la tecla  
ENTER pequena. Pulsar PLAY.

### CONTROL POR TECLADO

IZQUIERDA - K

DERECHA - L

ARRIBA - Q

ABAJO BARRA - A

ESPACIADORA - DISPARO