





Once again the Mekon poses a deadly threat to the Human Race but he can be stopped – we hope – by Colonel Dan Dare, the hero of a thousand space missions!




MANUFACTURED IN THE U.K.

DAN DARE
MEKON'S II REVENGE



AMSTRAD
SPEQ 45186
FL088



BY
MASTERTRON²C



After more than a year's silence the Mekon stirs again from his hideout in deep space. His ambition to be ruler of Earth has not shaken in its resolve.

This time the Mekon has instigated immense scientific development and has produced a new, genetically engineered race . . . the SUPERTREES! He has also constructed a space ship to launch his dastardly creations on the Earth and is now on his way! Only Colonel Dan Dare can defeat the Mekon and the only way to do it is FACE TO FACE!

DAN'S MISSION

There are four levels to the Mekon's ship, each level houses deadly Supertrees, enclosed in Plexiglass Life Support Bubbles. Dan must penetrate all four levels, locate all the Supertrees and sabotage their control boxes before the level destruct sequence scatters them into the Earth's atmosphere. When all control boxes have been shot, Dan has to reach the passage connecting the present level with the next one.

MEKON'S MISSION

Like Dan, the Mekon, with the help of his Treens, must also locate all the Supertrees. When found, he manually activates their life support control boxes and ejects them into space.

LIVES

The player starts the game on level one with six lives. A life is represented on the bottom score

RICOCHET

panel by a small red dot.

The game will end if either all six lives are lost, or the player is caught in the level-destruct blast unprotected.

ON SPECTRUM ONLY extra lives are awarded for every fifty thousand points scored. Extra energy objects can be picked up which will replenish the stamina bar.

ESCAPE FROM THE SPACESHIP – ON SPECTRUM ONLY
On level four there is an escape Pod, although its portable operation unit has been moved elsewhere to prevent easy escape. The Pod's advanced computer detection system allows only Vesuvian life forms to operate it – this may be a huge problem for Dan!

CONTROLS

SPECTRUM – Joystick or Keyboard
KEYS: I/LEFT O/RIGHT P/FIRE Q/UP
A/PICKUP PAUSE/CAPS SHIFT
AMSTRAD – Joystick only

LOADING INSTRUCTIONS

SPECTRUM

Put your machine into 48K mode. Type LOAD "" and press ENTER. Program will load and run.

AMSTRAD

464: Press CTRL and small ENTER.
6128: Type ITAPE and press RETURN. Press CTRL and small ENTER.

CREDITS

© 1987 IPC/DAN DARE LTD
© 1988 Virgin Games Ltd
Part of the Dan Dare Nostalgia Collection licenced worldwide by Dan Dare Ltd.

FRENCH

Pénétrez dans les quatre niveaux pour saboter les supertreens et sauver la Terre. Vous avez six vies. Une vie est représentée par un petit point rouge sur le tableau de marque du bas.

LES COMMANDES

SPECTRUM

Manche à balai ou Clavier.

Touches: I/GAUCHE O/DROITE P/FEU Q/HAUT
A/RAMASSEZ PAUSE/CAPS SHIFT

AMSTRAD

Manche à balai seulement.

INSTRUCTIONS DE CHARGEMENT

SPECTRUM

Mettez votre machine en mode 48K. Tapez LOAD "" et appuyez sur ENTER. Appuyez sur 'PLAY' sur la cassette. Le programme se chargera et se déroulera.

AMSTRAD

464: Appuyez sur CTRL et la petite touche ENTER.

6128: Tapez | TAPE et appuyez sur RETURN. Appuyez sur CTRL et la petite touche ENTER.

GERMAN

Retten Sie die Erde und dringen Sie in alle vier Level ein, um die Supertreens zu sabotieren. Sie haben sechs Leben. Ein Leben wird durch einen roten Punkt auf der unteren Punktanzeige repräsentiert.

STEUERUNGEN

SPECTRUM

Joystick oder Tastatur

Tasten: I/LINKS O/RECHTS P/FEUER Q/HOCH A/AUFNEHMEN PAUSE/CAPS SHIFT

AMSTRAD

Nur für Joystick

LADENANWEISUNGEN

SPECTRUM

Ihren Computer auf den 48K-Modus einstellen. Dann LOAD "" eintippen und die ENTER-Taste drücken, PLAY-Taste des kassettenrecorders. Das Programm lädt und läuft automatisch.

AMSTRAD

464: CTRL und die kleine ENTER-Taste drücken.

6128: | TAPE eintippen und RETURN drücken. Dann CTRL und die kleine ENTER-Taste drücken.

ITALIAN

Penetra tutti e quattro i livelli per sabotare i Super Treens e salvare la Terra. Hai sei vite a disposizione. La vita è rappresentata da un puntino rosso sulla tabella punti in basso.

CONTROLLI

SPECTRUM

Joystick o Tastiera

Tasti: I/SINISTRA O/DESTRA P/FUOCO Q/SU A/RACCOGLI PAUSA/CAPS SHIFT

AMSTRAD

Solo Joystick

ISTRUZIONI DI CARICAMENTO


SPECTRUM

Metti la tua macchina in modalità 48K. Batti LOAD "" e premi ENTER. Poi premi PLAY sul registratore. Il programma si carica e gira da solo.

AMSTRAD

464: Premi CTRL ed ENTER Piccolo.

6128: Batti | TAPE e premi RETURN. Premi CTRL ed ENTER piccolo.



Programmers...

Don't be duped by other companies claims
– when it comes down to publishing budget
software there's really only one choice.

If you think you can meet our standards
send a copy of your game with
instructions to:

THE MAGIC POST BOX. Mastertronic,
2-4 Vernon Yard, Portobello Road, London W11 2DX.

MASTERTRONIC

Nobody does it better!